


# SAPPELI

DESIGN  
FUNCTION  
QUALITY



# CATALOGUE 2024

[WWW.SAPPELI.EU](http://WWW.SAPPELI.EU)



## Design. Function. Quality.

Choosing custom doors that match your personal style has never been easier. Or more difficult? Perhaps you already know precisely what type of door you're looking for. If so, we congratulate you. We realize, however, that having a clear vision early on of the aesthetic you want in your new interior is not always easy.

We hope the catalogue that you now hold in your hands will help you take the right path. And should you find yourself hesitating as you browse through the pages, the specialists at SAPELI Centres and SAPELI Points throughout the country are ready to assist.

Because there is an almost endless number of combinations of SAPELI interior doors and doorframes to choose from, we have made every effort to ensure that the information in this catalogue is clear and straightforward. Finishes and decors are designed to appropriately enhance all types of interiors, from minimalist to ornate, and the special technologies applied in their manufacture are developed to ensure that every household remains an oasis of comfort and safety for many years to come.

We trust that on the following pages you'll find doors to precisely match your personal tastes and bring the unique ambience in your home to perfection.

# A word of introduction

Dear customers, colleagues, and friends,

This year, SAPELI is celebrating its 30th anniversary. That's three decades of creativity, improvement, growth, and, mainly, a shared motivation. None of it would have been possible, however, without the trust that you've continued to put in us throughout the years and that has driven us forward in our mission to be the very best at what we do – designing and manufacturing world-class doors. Honest, 100% Czech made, and always custom built with a proven, unmatched level of quality.

Thirty years have passed since the story of the family company SAPELI began in Polná, near the city of Jihlava. On the foundations of a century-old woodworking tradition, we've endeavoured to create a product that we can be proud of and that brings happiness, safety, and beauty to the homes of thousands of customers in twenty countries around the world.

We're always happy to welcome you at one of our more than 80 SAPELI Centres and SAPELI Points. Come in and experience firsthand the remarkable craftsmanship that goes into each our doors. Our qualified specialists are ready to address all of your questions in detail and oversee the successful execution of your project, from preparation of your order to the finishing touches on installation.

For those of you with the most exacting of expectations, we have created a special concept in our SAPELI Unlimited showroom located in Prague's Karlín district. This unique design laboratory serves as a creative space for meetings between clients and their architects.

May no door remain closed to you in 2024,

## Jaroslav Vrtal

managing director of SAPELI Group and president of the SAPELI board of supervisors

## Dušan Vrtal

president of the SAPELI board of directors



# Contents

The people behind our doors	6 - 7
Who we are	8 - 9
What we manufacture	10-11
Opening systems	12-13
Door buying guide	14-15
Interior doors	16-55
Harmonie	18-19
Tenga	20-21
Appena	22-23
Lotos	24-25
Elegant	26-27
Modena	28-29
Bergamo	30-31
Mera	32-33
Swing	34-35
Talia	36-37
Maxim	38-39
Sapglass	40-41
Note	42-43
Rede	44-45
Kubika	46-47
Kubika Industrial	48-49
Domino	50-51
Venecia	52-53
Glatt	54-55
Glass walls	56-69
Glass walls	58-59
Glass walls - framed	60-61
Glass walls - industrial	62-63
Glass walls - sliding	64-65
Glazed walls - casing frame	66-67
Glazed walls - block frame	68-69
Apartment entry doors	70-77
Argos	72-73
Goliath	74-75
Securo	76-77
Atypical solutions	78-81
Doorframes	82-83
Edges	84-85
Hinges	86-87
Locks	88-89
Trims	90-91
Glass	92-97
Patterns	98-103
Surfaces	104-120



Our configurator lets you choose wall colours and floor types while trying any SAPELI door in all its possible variants and material options. You can experiment with several combinations of decors, colours, and types of glass, and it's all intuitive and fast.

<https://www.sapeli.cz/eu/my-doors>

# The people behind our doors

The strength of our people lies not in their ability to operate automated machines but rather in their focus and proactive approach to planning every step of the manufacturing process. In combination with their outstanding skill, this means the result is never an unimaginative cookie-cutter product.



**Dušan Vrtal**  
president of the board of directors  
SAPELI a.s. with SAPELI since 1998

In my free time (with or without my family), I enjoy all types of sports, mountain climbing, studying, and working on my two historical ČZ 175 motorbikes.

**Alena Zdražilová**  
sales executive  
with SAPELI since 2007

My idea of the perfect experience? Cook up some delicious food, take it in one hand and a good book about how to be a successful gold digger in the other, put on a pair of skis, and ride the slopes eating and reading all at the same time. Afterwards, I'd take in a good theatre performance in Špindlerův Mlýn.

**Luděk Bulička**  
head of manufacturing  
with SAPELI since 2007

In addition to my work, my greatest interests include the history of the Czech nation, ancient cultures, and historical facts. But one has to stay physically fit, too, so I also enjoy recreational sports.

**Zuzana Procházková**  
customer support  
with SAPELI since 1999

I spend most of my free time with my children, and when it comes to sports, I like cycling (into the unknown is best) and skiing in winter. I also like to travel.

**Simona Macková**  
packing specialist  
with SAPELI since 2015

I like all sorts of things, but sports are probably my favourite, especially the gym and horseback riding. But I most enjoy saddling up my touring enduro. My dream is to travel overseas to Puerto Rico and see the natural wonders and the culture and the people. Maybe on the enduro.

**Jiří Drahoš**  
paint line foreman  
with SAPELI since 1997

I have two hobbies that I devote my free time to. The first one is the forest and taking long walks in it, and then I also like to work in the forest. And when I need a break from work, I enjoy traveling.

# Who we are

## We care about the details

To us, a door is far more than a mere fixture of the interior. Our doors protect and delight, captivate and inspire. They provide a sense of security and make the home a more welcoming place. We've been caring about the details for more than 30 years. Our employees know we don't do anything for appearances only. After all, the history of our doors began 100 years ago! Once we know what a customer's vision is, we take great care in making it a reality, because you only buy doors once or twice in a lifetime.

A flawless customer experience is important to us, and that's why we constantly follow the latest trends and innovate in order to maintain our leading position in the market.

## Door specialists

We understand that high-quality doors can only be made from high-quality materials, so we only work with trusted suppliers. You can choose from doors and doorframes in a wide selection of materials. We also manufacture glass walls and apartment entry doors with configurable security features, and we can even deliver atypical solutions. Want to add some glass inserts to your doors? We'll make whatever your heart desires. We're ready to walk you through the entire process, from initial consultation and order to installation and follow-up service. We look forward to seeing you in our extensive network of SAPELI Centres and SAPELI Points throughout the Czech Republic.

## A space for exacting expectations

What if you want something out of the ordinary? You've come to the right place. We'll design and manufacture doors precisely to your specifications. Angled, extra wide or extra tall, rounded or crafted of glass? Our portfolio also includes a wide selection of sleek glass walls. Share your vision with us, and together we'll make it happen.

With our unique SAPELI Unlimited concept, we've gone even further. We offer demanding clients, designers, and architects a space in which to express and discuss their needs, ideas, and unbridled creativity with a team of specialists.

And did you know that our MUTEO door, which was conceived for us by renowned industrial designer Petr Novague, has won a number of important international awards, including the prestigious Red Dot?



[WWW.SAPELI.EU](http://WWW.SAPELI.EU)



# What we manufacture

We manufacture doors that meet the needs of your home and provide the best possible fit for your interior.



## ATYPICAL DOORS

Do you need a door to the attic or the space below the stairs and aren't sure where to turn? We can manufacture slanted doors, unusual shapes and designs, and more.

## CONCEALED POCKET

If you're a fan of minimalist design, you'll definitely want to consider our special frameless concealed pocket for the AKTIVE II sliding door, available for both single and double doors.

## LATENTE DOORFRAME

For nonrebated doors, we recommend the Latente doorframe. Thanks to special engineering with concealed hinges and aluminium counterframe, the doorframe is visible but rests flush with the wall.

## REVERSE DOORS

Not only do reverse doors serve as an attractive design element, they can also help in confined areas. The doors open opposite the usual direction, thus saving space.

## SINGLE AND DOUBLE DOORS

We can manufacture nonrebated swing doors in both single and double variants. Opening the passive leaf creates a truly generous doorway. Choose from symmetric and asymmetric variants in a range of sizes.

## GLATT

For a door that extends optically all the way up, choose the GLATT plain transom to fill the space between the top of the door and the ceiling.

## GLAZED WALLS

Looking for an interesting way to bring more light into a room or hallway? You may want to consider a glazed wall, as in this example of a plain door with transom and sidelight. To learn more, see the section devoted to glazed walls.

# Opening systems

The days when doors had a simple handle and could only be swung open are long gone. We offer innovative solutions in sliding and folding systems to ensure your home is as comfortable as it can be.



## SMART SOFT SLIDING DOOR

Sliding doors can save space and serve as an important design element in your home. A modern compact hardware system with damper ensures a soft, smooth opening and closing action. Choose either a wooden or aluminium pelmet. Don't want to lock the door? Then there's no need for a wooden stop jamb. If you do want to lock the door, however, the stop jamb is necessary. You can also combine the system with glass walls and order the doors in either wood or glass.

## ERGON BIDIRECTIONAL DOOR

The Ergon opening system combines slide and swing action in a single mechanism to reduce the space required to open the door by as much as 40% compared with a conventional swing door. It's also very convenient, because it allows the door to always open away from the user, making movement much easier, especially for people with disabilities.

## COMPACT FOLD-FLAT DOOR

Introducing a door opening solution that requires up to 50% less space, thus maximizing the usable area around the doorway.

## REVERSE OPENING SWING DOOR

There are many reasons to choose reverse doors. They open in the opposite direction, inward, saving space in confined areas. Reverse doors have a special aesthetic appeal; for example, they make it possible to achieve a uniform look in a hallway where limited space prevents all the doors from opening in the same direction. This also means they're safe, because they don't block narrow passageways when open.

## SWING DOOR

You surely know the swing door. Thanks to years of dynamic development, our swing doors ensure flawless function in the form of easy opening, beautiful appearance, noise and smoke proofing, security, and much more. To achieve an optically larger space, choose a glazed door or a glass door from our SAPGLASS range.

## FOLDING DOOR

A compact opening system for confined spaces. The conventional folding door has segments of equal width that extend outwards in only one direction when folded. Harmonica doors are asymmetric and, unlike conventional folding doors, extend outwards in both directions when folded. They are manufactured both as plain and glazed doors.

## DOUBLE-ACTING DOOR

This type of door is more commonly known as the traffic door. The leaf has special hinges that allow it to open both ways, meaning it requires the most space. The main advantage to double-acting doors is that a simple push is all they need to open, which makes them especially suitable for restaurants, hospitals, and similar high-traffic settings. We recommend choosing glazed doors for a clear view to prevent collisions.

## MINIMA SLIDING DOOR

As the name of this sliding system suggests, the design is truly minimalistic. Thanks to it, these doors will be a jewel in your modern interior. We can manufacture single and double sliding doors in either wood or glass. The system features a concealed damper for smooth and gentle opening and closing.

# Door buying guide

## Information

Please visit [www.sapeli.eu](http://www.sapeli.eu), where you'll find all necessary information, including the SAPELI showroom nearest you.

## Showrooms

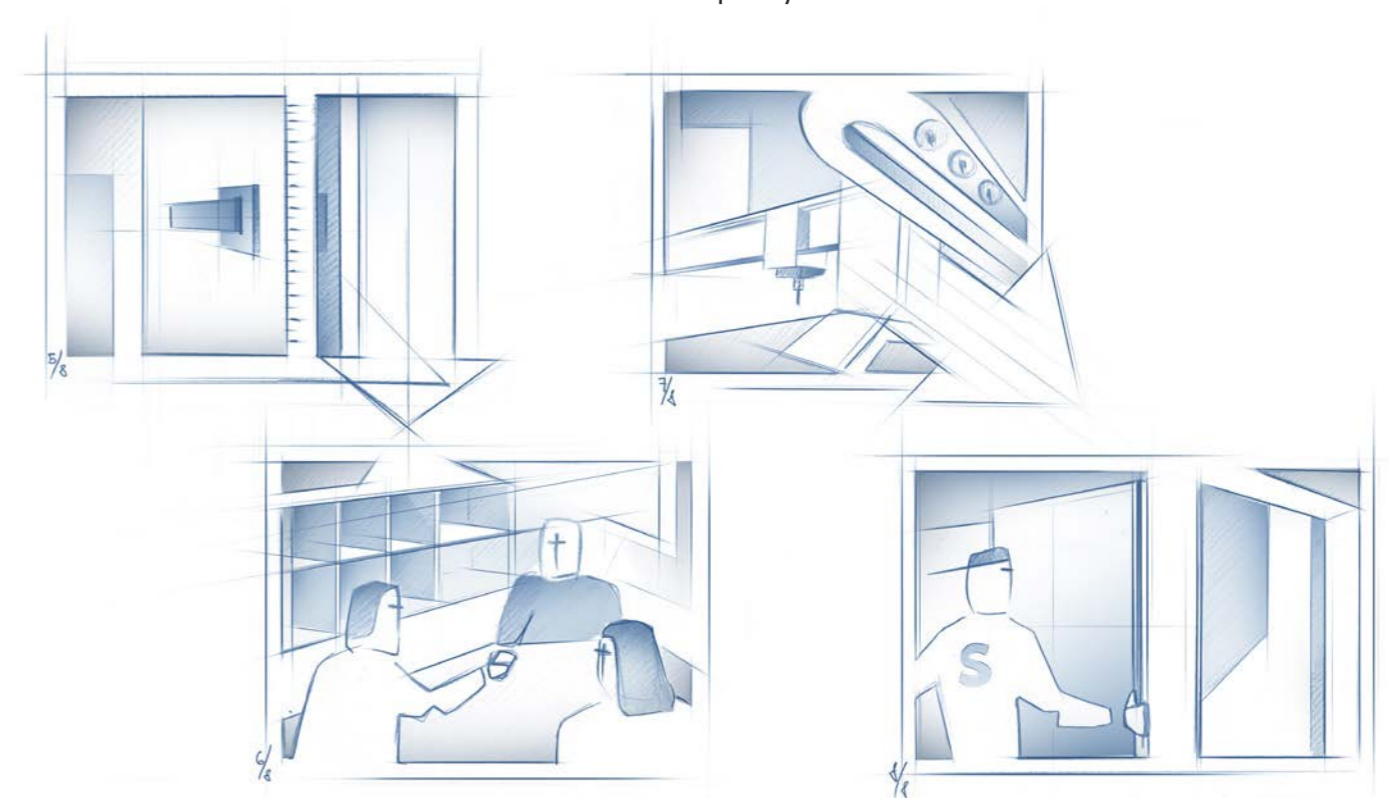
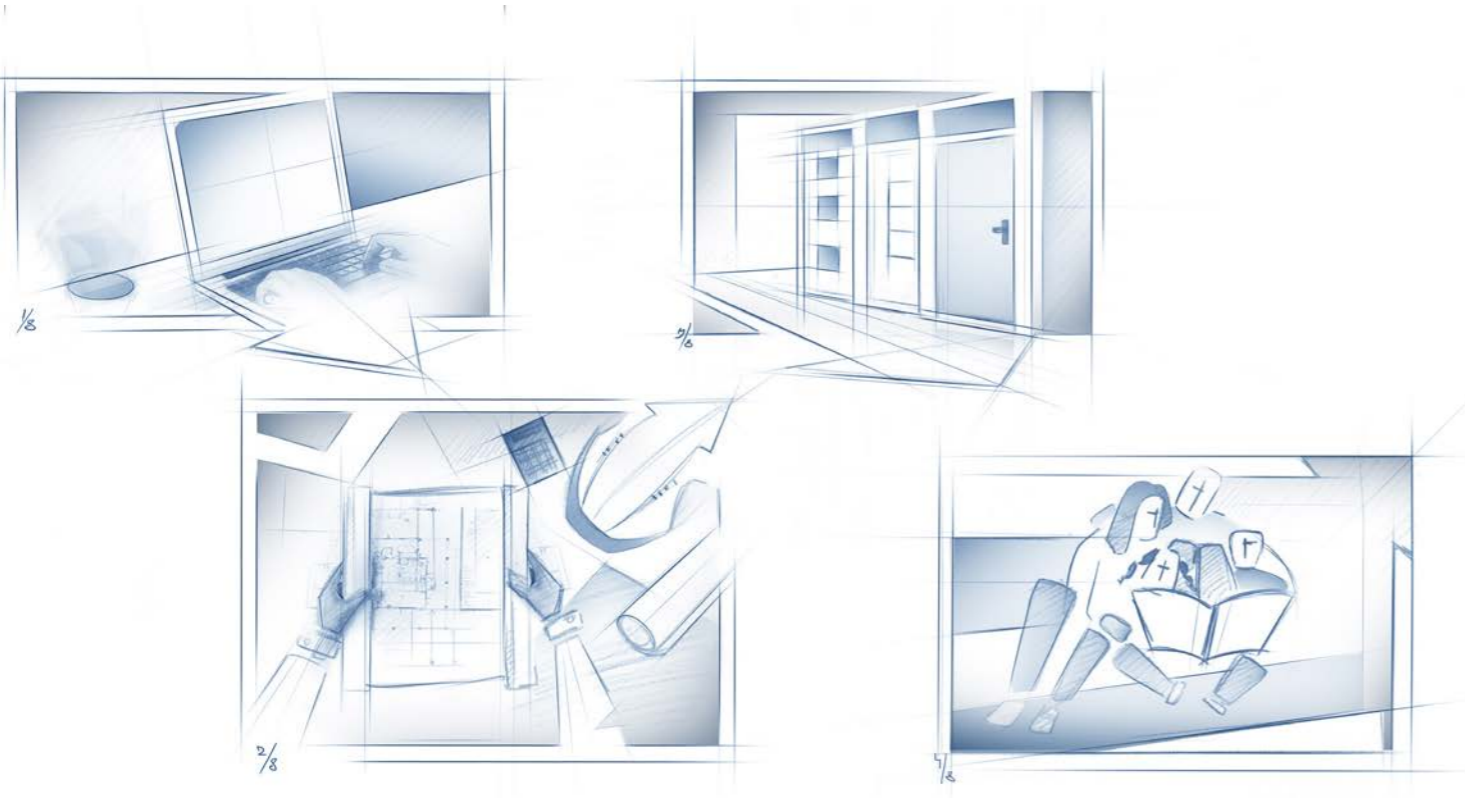
Come visit one of our showrooms to experience our products firsthand. Our specialists are ready to assist you.

## Measuring

If you already know what you want, stop by a SAPELI showroom and make arrangements to have your doors measured.

## Manufacturing

The average manufacturing time from order to completion is 6–10 weeks depending on the type of doors and actual manufacturing capacity.



## Preparation

Prior to visiting the showroom, make sure you have your construction plans ready indicating the rough openings or doors.

## Convenience

If after visiting the showroom you're still not sure, take our catalogue with you and finalize your choice from the comfort of home.

## Order

Once the details of your order have been finalized, all you have to do is sign it.

## Installation and service

As soon as your doors have been manufactured, you'll be contacted by one of our specialists to arrange installation. You'll also be offered adjustment of your new doors and other services.




# Interior doors

Choosing the right interior doors takes time. And patience. Browse our model lines and be inspired. Keep in mind that your new doors should be a good fit not only for your interior but also for your personal tastes. We have a wide selection of surfaces to choose from. It's only up to you to decide between natural wood veneer or a premium painted finish. We'll manufacture the doors precisely to your specifications.

Do you want doors that reach all the way up to the ceiling? Do you have limited space and need sliding or folding doors? Do you like natural motifs? Perhaps you desire an original designer piece in your living room?

**Sit back, make yourself comfortable, and let the quest for your new doors begin.**






**NEW**

new surface finish

HARMONIE 40 - nonrebated door, natural stained oak veneer, white, Planibel grey glass / OBTUS doorframe - natural stained oak veneer, white, Magnetic YES 910 handrail



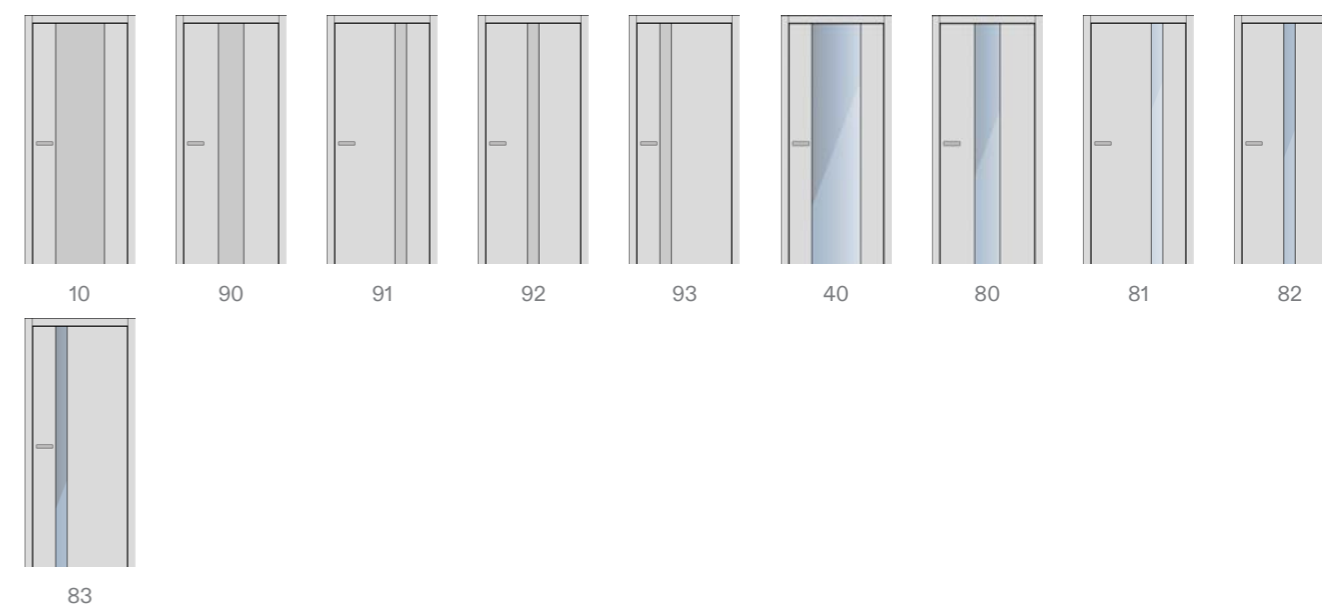
# HARMONIE

We want to get under our customers' skin. And believe us when we say that we have the most discerning of tastes in mind. We've created a door with a special frame construction whose name beautifully captures the essence of the design. The HARMONIE model line is at once luxurious, elegant, and minimalistic. Would you prefer a glazed or plain door? Natural veneer, laminate, or a premium paint finish? It all comes down to your idea of harmony. Our tip: HARMONIE glazed doors are very attractive in combination with ELEGANT plain doors.



HARMONIE 83 - nonrebated door, CPL black graphite U961, Satinato white glass / mini OBTUS doorframe - CPL black graphite U961, Maximal handle

## model line HARMONIE





TENGA 28 - pocket door, beam oak veneer, Nordic White oil / mini NORMAL doorframe - beam oak veneer, Nordic White oil, Minimal II mortise pull

# TENGA®

TENGA, a model line inspired by nature, features a striking combination of vertical and horizontal decor orientations in natural veneer. This versatile door lends a special ambience to minimalist and industrial interiors, though it's also an attractive choice for modern wooden houses and even more traditional homes. Not sure what type of doorframe to choose? For their natural essence, we recommend NORMAL, OBTUS, or LATENTE.




TENGA 15 - folding door, birch veneer / NORMAL doorframe - birch veneer, Entero mortise pull



-  veneer
-  trim H,R,M
-  fire resistant
-  acoustic
-  climate
-  smokeproof
-  X-ray
-  security

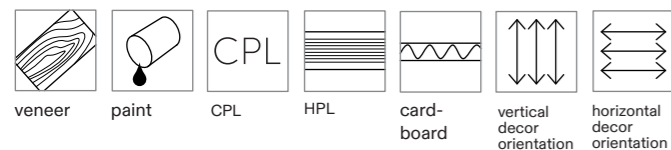
## model line TENGA





**NEW**  
new model line

APPENA 10 - nonrebated door, Comfort white paint with RAL 5024 edge / mini OBTUS doorframe - Comfort white paint, handrail in RAL 5024



# APPENA

The APPENA model line features a revolutionary handleless opening concept. The doors, either plain or glazed, are designed around a distinctive yet elegant handrail in a variety of attractive colours set against a premium veneer, paint, or laminate surface. Should you choose a paint finish, we'll spray the edges of the doors in the RAL colour of your choice. The icing on the cake is a special magnetic lock called MUTEO M.A.G., which is very convenient and entirely silent. Already know what your APPENA doors will look like?

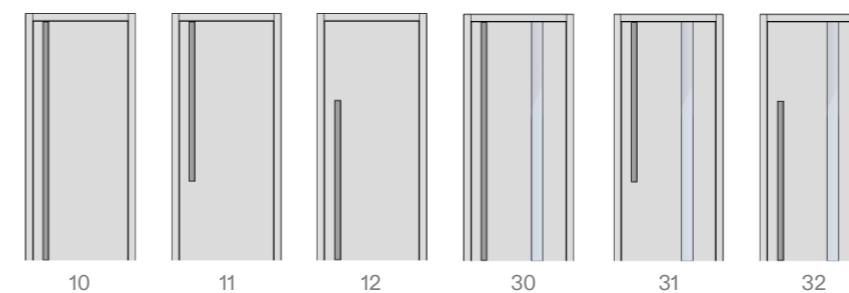


APPENA 32 - nonrebated door, sawn oak veneer, Connex black glass / mini OBTUS doorframe - sawn oak veneer, handrail in RAL 9005

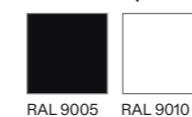


door model configurator  
www.sapeli.eu


## model line APPENA



## standard paint options for APPENA handrail

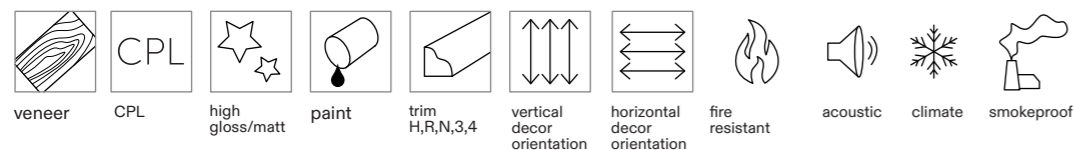


## premium paint options for APPENA handrail and edges





LOTOS 13 - swing-slide door, CPL arctic white oak with black accents / OBTUS doorframe - arctic white oak, Avus One handle, ERGON opening system



# LOTOS

What do you imagine when you hear the word ,lotos'? For us, it evokes a sense of majesty, and that's what we've attempted to instil in our LOTOS model line, the defining characteristic of which is a striking combination of metal and wood. Notice the subtle inlaid aluminium bands in either silver or black. For glazed doors, don't forget modern recessed trim around the glass to further accentuate the overall design. LOTOS is particularly attractive in concealed doorframes and in the OBTUS and mini OBTUS doorframes.

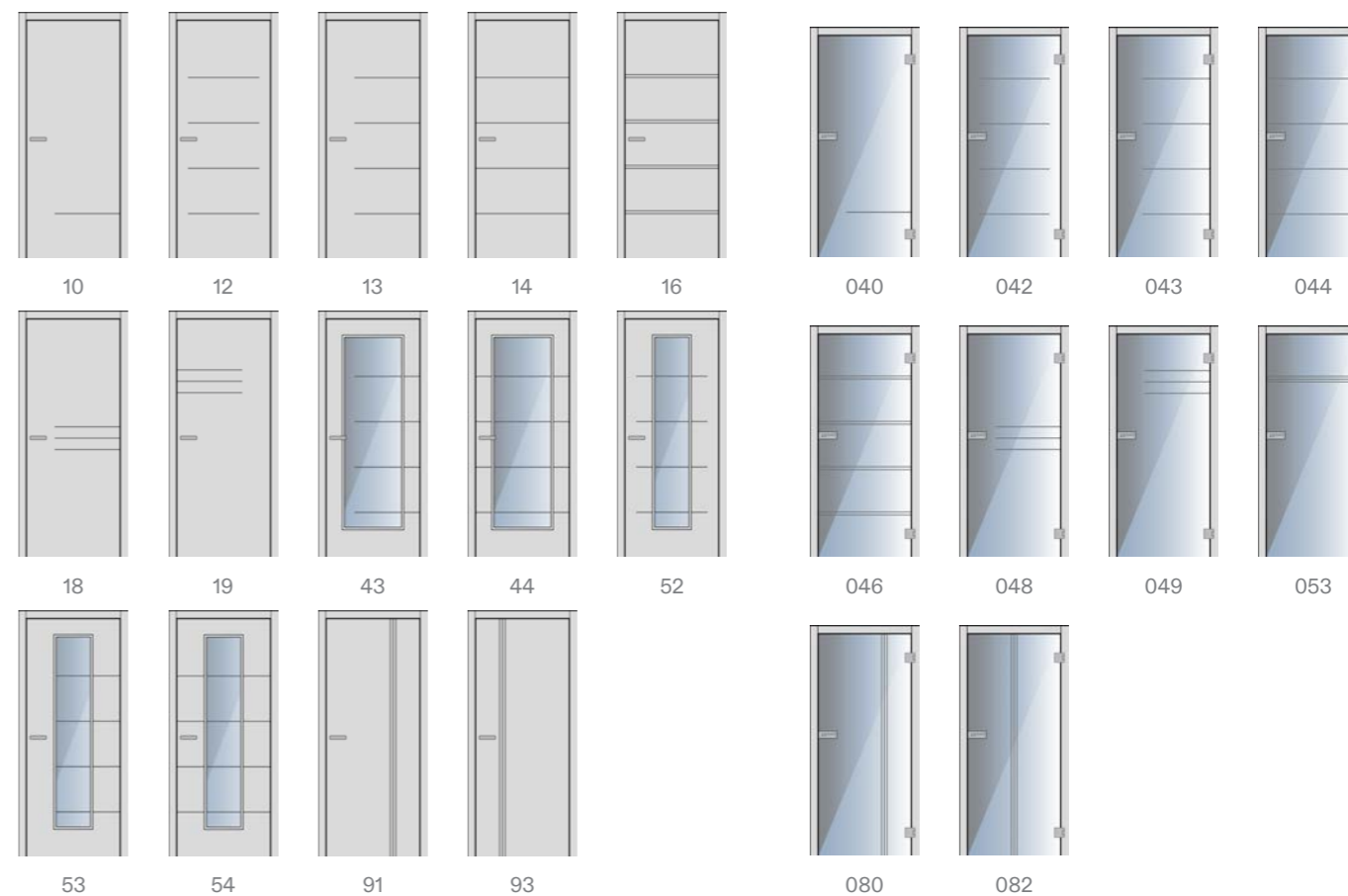



**NEW**  
new decor  
CPL Lugano ash  
ash

LOTOS 54 - nonrebated door, CPL Lugano ash, Satinato white glass with G044 engraving / OBTUS doorframe - CPL black graphite U961, Maximal handle

## model line LOTOS

## model line LOTOS SAPGLASS





# ELEGANT®

Are you looking for a door with a timeless design? Do you want to choose from a wide variety of materials, decors, types of glass, and glass insert frames? Introducing ELEGANT, a line of doors intended for both modern and traditional interiors. The simplicity of the design lets you combine the doors with other products and special features, such as porthole windows. Safety is also assured, since the doors can be manufactured as smokeproof, climate, water resistant, fire resistant, and acoustic. This makes them an ideal choice not only for the interior but also as apartment entry doors.

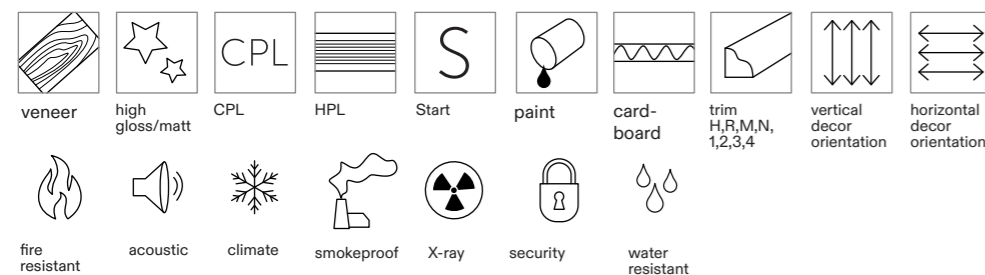


ELEGANT 10 - natural walnut veneer / NORMAL doorframe - natural walnut veneer, Minimal handle

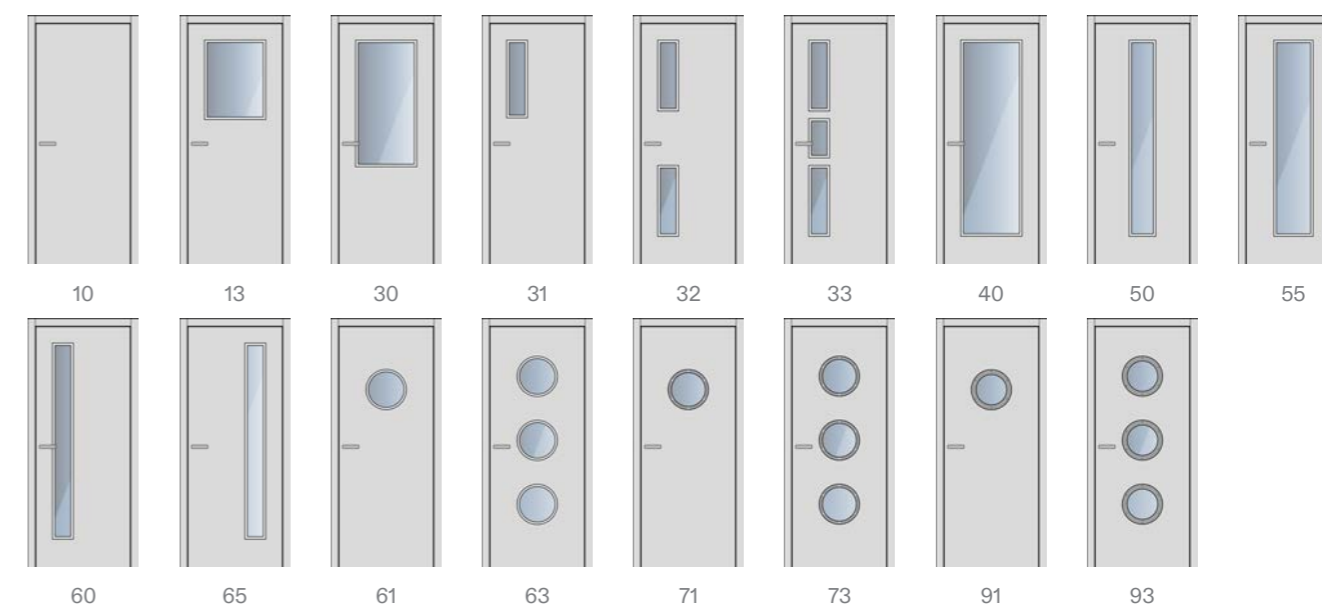


door model configurator  
www.sape.li.eu

ELEGANT 10 - wall-mounted sliding door, CPL Scandinavian oak, aluminium edge, Maximal II mortise pull, MINIMA 2 system black



## model line ELEGANT






MODENA 45\* - CPL ash stained brown, Float clear glass with G044 engraving / OBTUS doorframe - CPL ash stained brown, Minimal handle

# MODENA®

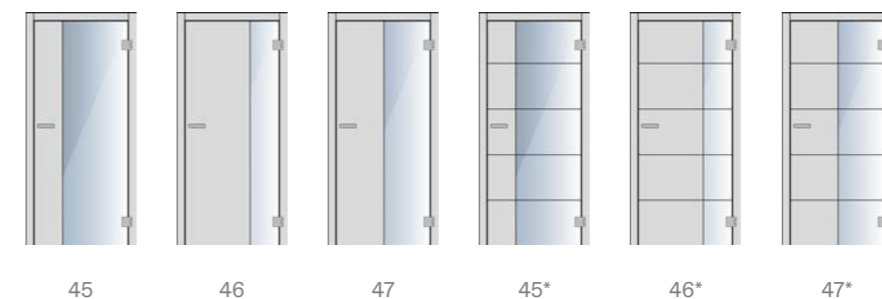
The MODENA model line is elegant and luxurious yet minimalistic at the same time. It combines two premium materials – wood and glass. The load-bearing section provides a generous area of glass, while the wood section with the handle protects the glass and creates a clean, square edge. The framed glass underscores the simplicity of the design. For customers with more demanding expectations, we can add subtle ornamental grooves to both the glass and the wood. Want to know which of our other doors go well with MODENA? We recommend ELEGANT, NOTE, and REDE plain variants.



MODENA 45 - American maple veneer, Satinato Prodelux glass / NORMAL doorframe - American maple veneer, Entry handle

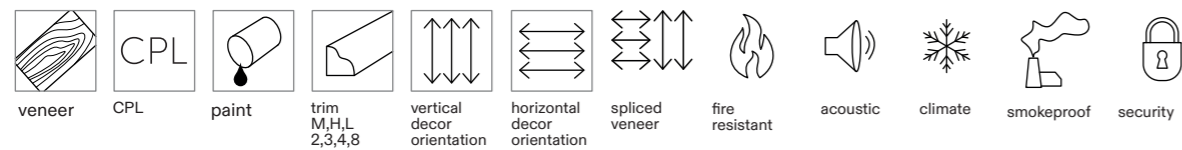


## model line MODENA





BERGAMO 41 - double door,  
natural oak veneer, Pixarena  
clear glass / NORMAL  
doorframe - natural oak veneer,  
Intro handle



# BERGAMO


Did you know the name BERGAMO was Italian in origin? This traditional, almost country style offers a remarkable degree of versatility. The design is sure to appeal to lovers of romanticism and retro looks. What do you think? In white, the doors are ideal for cosy kitchens and girls' rooms. There is a wide choice of surfaces, from natural veneer to premium paint and CPL. We'll be happy to manufacture them for you as double doors or even as apartment entry and security doors.



BERGAMO 20 - CPL ash /  
NORMAL doorframe - CPL  
ash, Kvadra handle



## model line BERGAMO







MERA 45 - nonrebated door, Comfort white paint, Sapelux white glass / mini NORMAL doorframe - Comfort white paint, Maximal handle

# MERA®

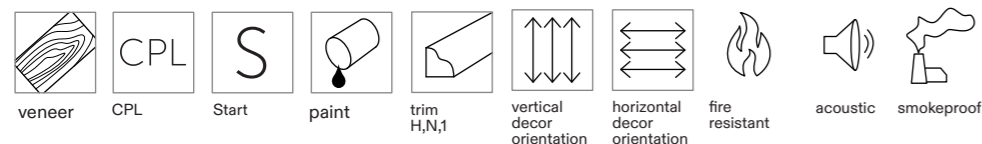
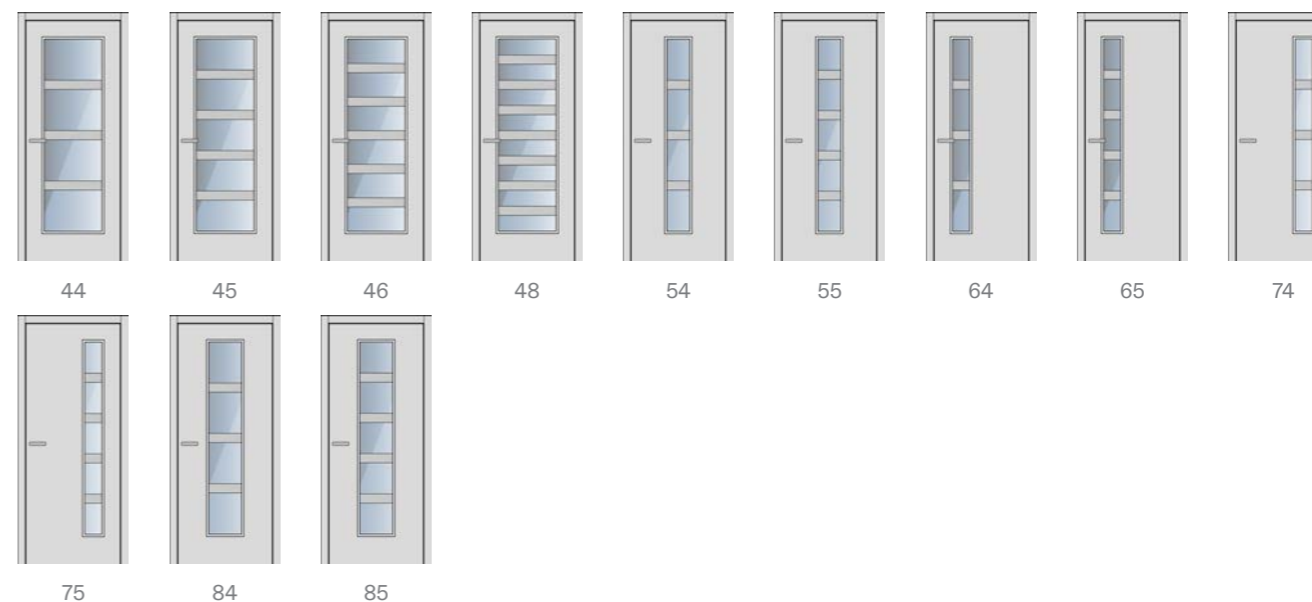
Functionalism brought practicality and perfection to Czech architecture in the interwar years. And it gave us the idea for the MERA model line. These simple doors feature attractive glazing divided by a subtle inset frame. Choose from a wide range of decors and variants to create doors well suited both to modern and traditional homes.



MERA 84 - CPL grey oak, Sapelux white glass / NORMAL doorframe - CPL grey oak, Minimal handle



## model line MERA





SWING 49 - CPL knotted oak horizontal, Satinato white glass / NORMAL doorframe - CPL knotted oak, Forsap handle

# SWING

The SWING model line is a beautiful example of how the good things in life never grow old. Inspiration for the line was taken from the 1930s. Do you also see the inherent liveliness in the design? The rectangles optically enlarge the interior and can be ordered as either glazed or solid inserts. They can also be created on the surface of plain doors using decorative trim.

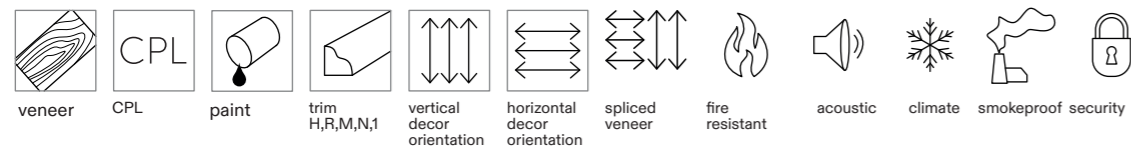
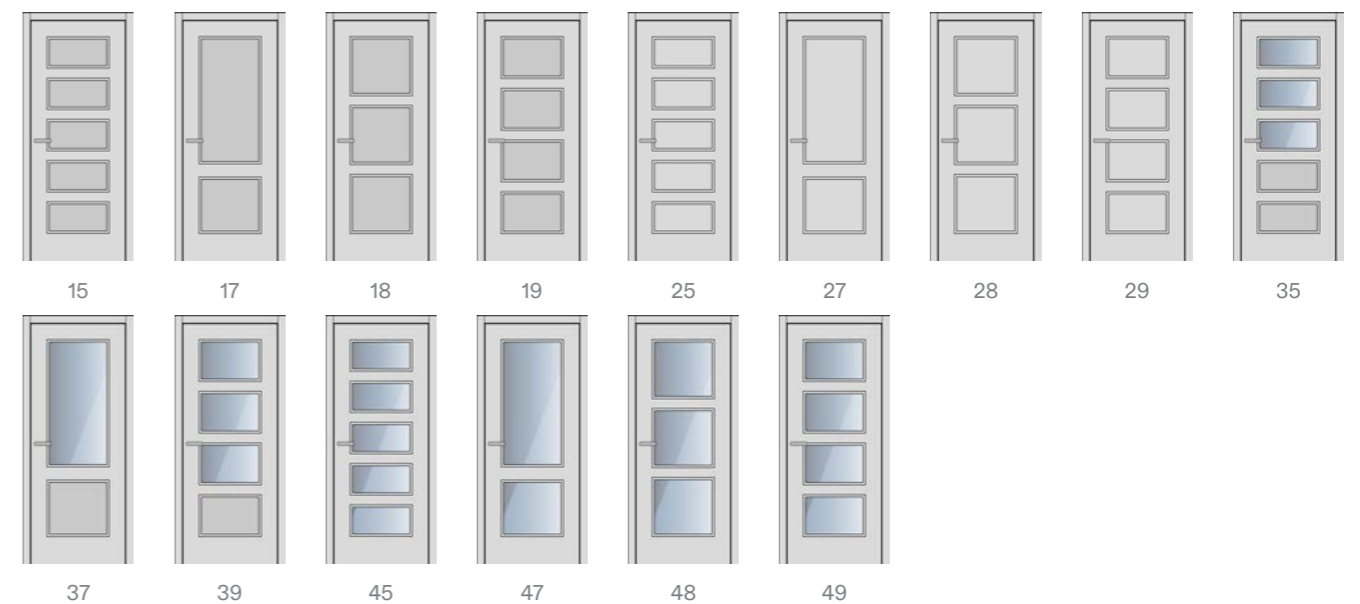


**NEW**  
new decor  
CPL beige oak

Swing 45 - CPL beige oak, Float clear glass / NORMAL doorframe - CPL beige oak, Forsap handle




## model line SWING





TALIA 40 - reverse door, CPL  
Fragment white, Planibel grey  
glass / OBTUS doorframe -  
CPL Kontted oak, Minimal  
handle



# TALIA®

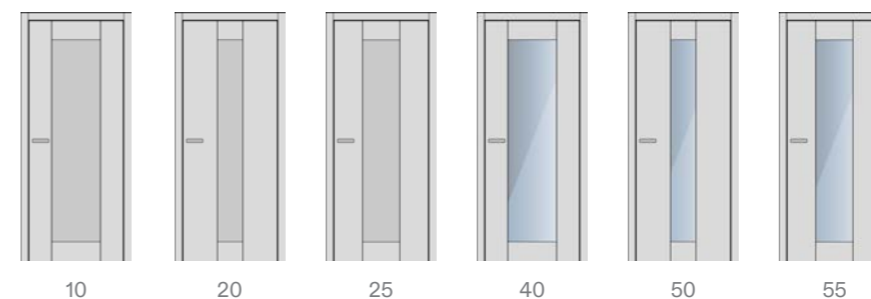
What does your dream interior look like? Have you thought about doors? If you're looking for a minimalistic door in a northern style, the TALIA model line should catch your attention. These doors can come painted in Premium white or a RAL or NCS colour of your choice. But perhaps you'd prefer natural veneer or laminate instead. An excellent match for TALIA is the OBTUS doorframe.



TALIA 55 - CPL Sherwood oak, Satinato white antiscratch glass / NORMAL doorframe - CPL Sherwood oak, Street handle



## model line TALIA





MAXIM 40 - nonrebated door,  
Diamant clear glass and RAL  
9005 / SAP 911 concealed  
doorframe, Maximal handle

# MAXIM

We've combined glass and aluminium to create a truly singular door, the only one in our portfolio not made of wood, and we've devoted the utmost care to its every detail. The door comprises high-quality, durable glass on an anodized aluminium frame. The glass is painted, and there are plenty of colour options to choose from. Need something atypical? We'll be more than happy to make it for you.

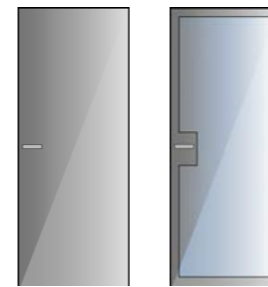


MAXIM 10 - nonrebated  
door, Diamant clear glass  
in RAL 1002 / SAP 911  
concealed doorframe,  
Maximal handle



acoustic

model line MAXIM



10

40



SAPGLASS - nonrebated door, Satinato white glass with G043 engraving / SAP 914 concealed doorframe, KC 17 handle


# SAPGLASS®

Let the sunshine into your home. If you've always dreamed of light and airy interior spaces, our selection of SAPGLASS door may be just what you're looking for. Not only do they let in light and open up your home, they're an effective and beautiful way to divide spaces and, depending on the type of glass, provide privacy. The surface can be either matt or frosted, and we can also engrave the glass with various patterns, while digital and ceramic printing offer endless possibilities for graphic artistry. When it comes to safety, you can rest assured – SAPGLASS doors are made with tempered glass, which is far tougher than standard glass. And did you know that glass is also more resistant to scratching than wood?




SAPGLASS - Satinato white glass / mini OBTUS doorframe - CPL walnut, Mini Objekt lock and Intro handle

## types of glass



## patterns



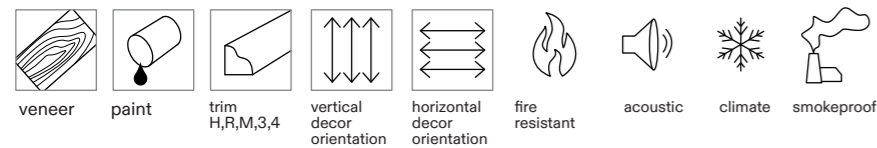
For more information, please see the sections Glass and Patterns.



acoustic



NOTE 14 - sliding pocket door,  
Premium paint RAL 5024,  
Maximal II mortise pull,  
AKTIVE II concealed pocket



# NOTE®

Do you play a musical instrument? If so, NOTE doors will likely bring to mind something very familiar. We drew inspiration from the musical staff, creating a door with subtle grooves of black or silver cut delicately into the surface. For glazed doors, the lines not only adorn the surface of the door but also seamlessly extend across the glass, which we recommend setting in modern recessed trim. What do you think of the overall design? Would you like to have an all-glass variant of this door in your home?

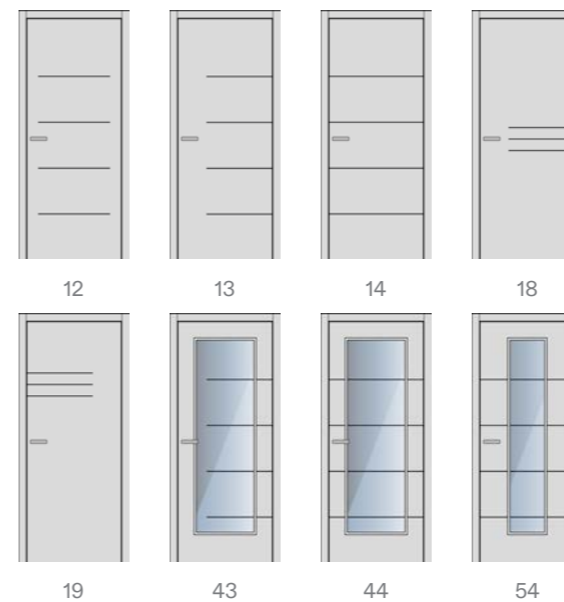


door model  
configurator  
[www.sapeli.eu](http://www.sapeli.eu)

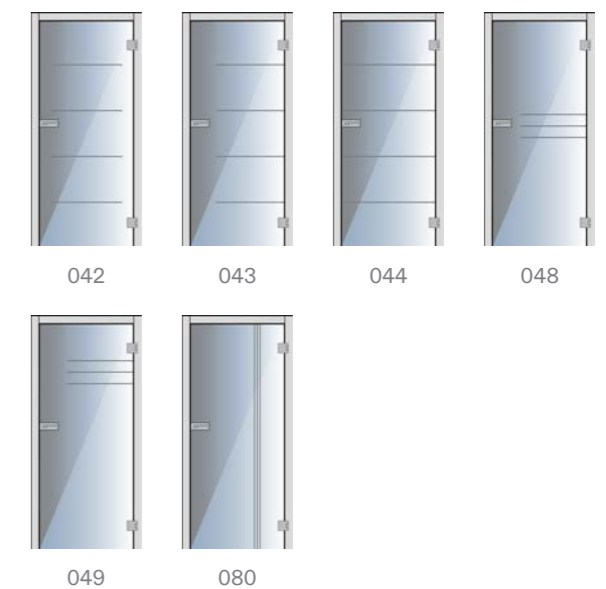



NOTE 44 - nonrebated door, natural walnut veneer, Satinato white glass with G044 engraving / OBTUS doorframe - natural walnut veneer, Minimal handle

## model line NOTE

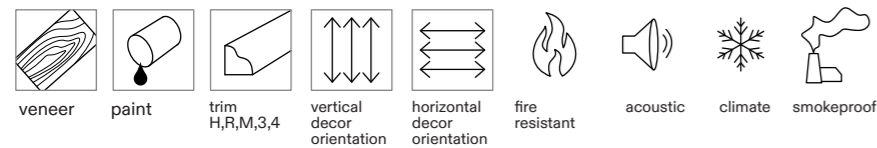


## model line NOTE SAPGLASS





REDE 11 - wall-mounted sliding door, ash veneer and black bands / OBTUS doorframe - ash veneer, Minimal 2 mortise pull, SMART SOFT system black



# REDE®

The REDE model line is proof that geometric shapes can indeed serve as subtle yet effective design elements in the interior. Look closely and you'll see that the milled grooves in the surface of the door are V shaped. How do you like the design? You can choose from natural veneer and premium paints or enjoy the distinctive REDE motif everyday in the glass doors of SAPGLASS. The doors can also be manufactured in fire-resistant and smokeproof variants.

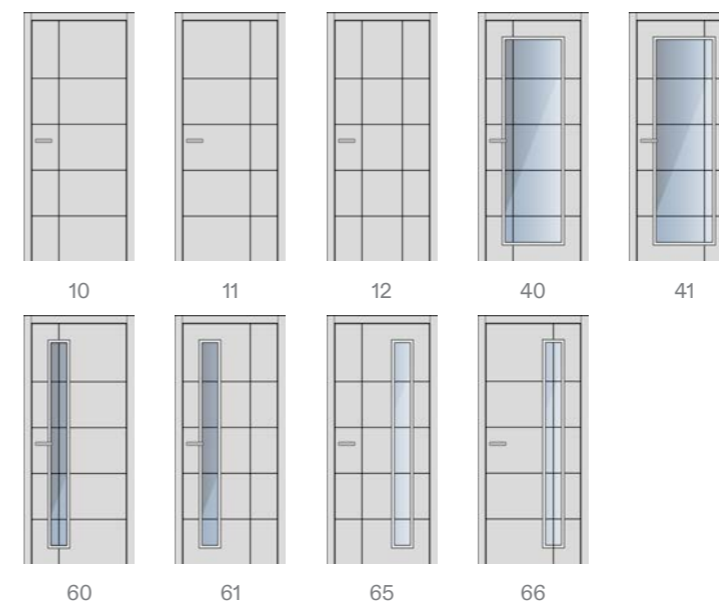


REDE 41 - nonrebated door, Premium white paint, Satinato white glass with G066 engraving / OBTUS doorframe - Premium white paint, Minimal handle

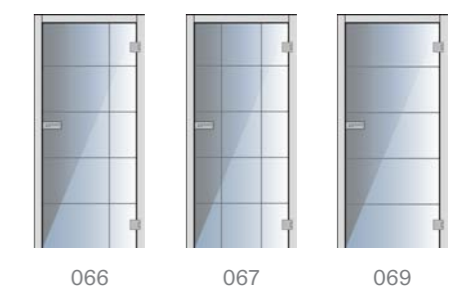


door model configurator  
www.sapeli.eu

## model line REDE



## model line REDE SAPGLASS





KUBIKA 44 - nonrebated door, American oak veneer, Satinato white antiscratch glass / SAP 911 concealed doorframe, Minimal handle

# KUBIKA

Our enchantment with Czech cubism led us to create the KUBIKA model line. Flawless functionality, bold geometric elements, and simplicity. And how do you like the frameless glass insert? If you're not sure which type of surface you want, browse our wide selection of natural veneer decors. We recommend hanging KUBIKA doors in the mini OBTUS doorframe or a concealed doorframe.



door model configurator  
www.sapeli.eu

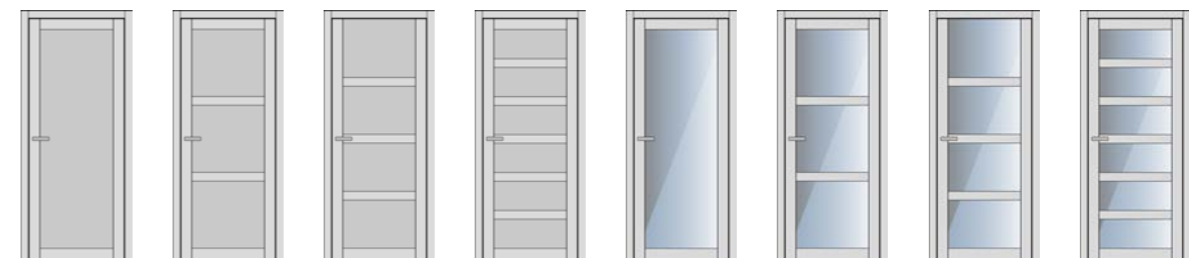


KUBIKA 40 - beam oak veneer, Pure oil, Satinato grey glass / OBTUS doorframe - beam oak veneer, Entero handle



veneer

## model line KUBIKA



10

13

14

16


40

43

44

46





**NEW**

new model  
line

# KUBIKA INDUSTRIAL

Are you a fan of industrial design? The sophisticated design of the KUBIKA INDUSTRIAL door is achieved with a subtle frame construction comprising solid segments augmented with grid elements in an attractive black finish. The door is available in black, white, or any of the RAL and NCS colours. The black gridding also goes very well with doors in natural veneer. The choice of glass brings to perfection a work of art that will adorn your interior for many years to come.

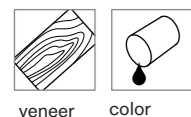


KUBIKA INDUSTRIAL 40-4 - nonrebated door, Premium paint RAL 9016, Satinato white glass / mini OBTUS doorframe - Premium paint RAL 9016, Kvadra handle



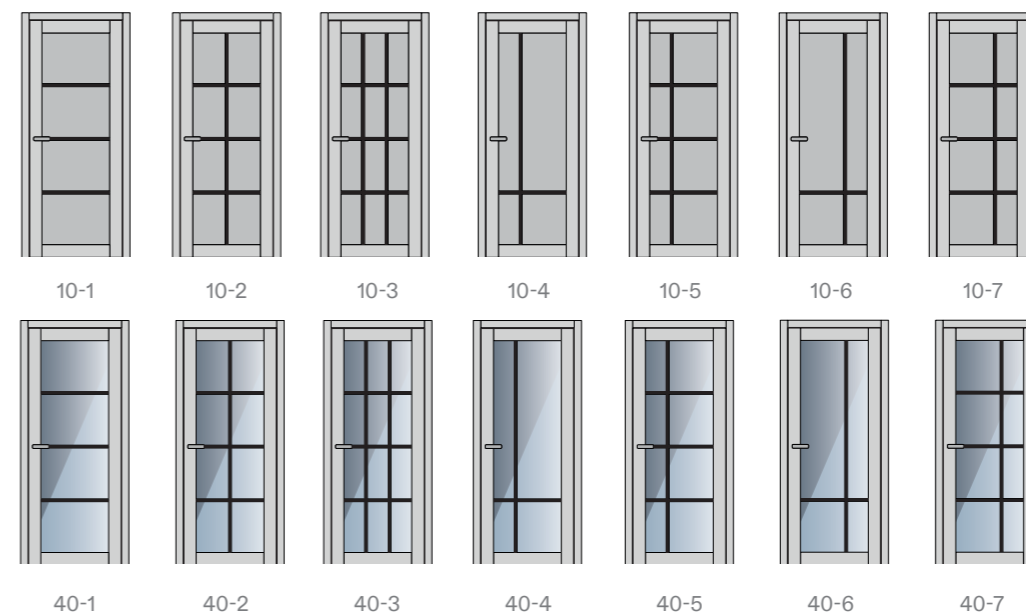
door model  
configurator  
[www.sapeli.eu](http://www.sapeli.eu)

KUBIKA INDUSTRIAL 40-1 - nonrebated door, Premium paint RAL 9005, Float clear glass / mini OBTUS doorframe - Premium paint RAL 9005, Kvadra handle



veneer color

## model line KUBIKA INDUSTRIAL





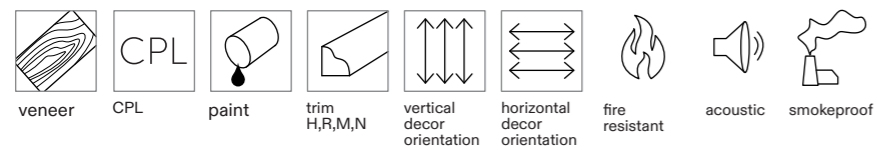
DOMINO 63 - CPL Halifax natural oak, Planibel grey glass / NORMAL doorframe - CPL Halifax natural oak, Torres handle

# DOMINO®

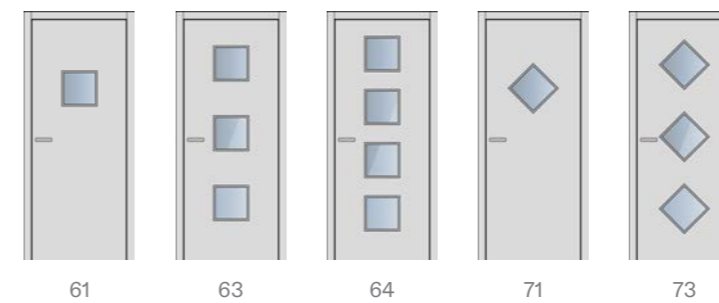
There's no reason a universal door model should be mundane. We've created our DOMINO doors with square windows to give the overall design a sense of playfulness and symmetry. Whether you need fire-resistant or smokeproof doors, you have a wide range of surfaces to choose from. Our tip: these doors go very well with the doors of the ELEGANT model line.



DOMINO 64 - CPL walnut, Sapelux white glass / NORMAL doorframe - CPL walnut, Torres handle



## model line DOMINO





VENECIA 20 - CPL smooth white / NORMAL doorframe  
- CPL smooth white, Twister handle

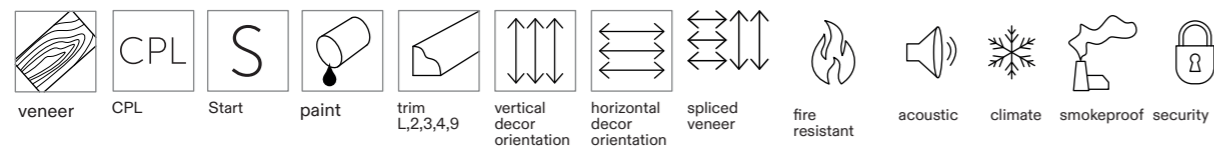
# VENECIA®

Doors featuring Italian design never grow old and never become ordinary. VENECIA is a model line whose Italian roots are immediately evident. The gentle arch lends the interior a sense of excitement, as if it were part of a majestic palace. And princesses can choose from a wide range of surfaces. Make your fairy tale dream of snow-white doors a reality. We can even manufacture VENECIA as security entry doors.



**NEW**  
new decor  
larch veneer

VENECIA 31 - larch veneer, Clear oil, Planibel bronze glass / NORMAL doorframe - larch veneer, Lusy handle



## model line VENECIA





GLATT - HARMONIE 80 - door with transom, CPL royal black walnut, Satinato white glass / Z2  
OBTUS doorframe - CPL royal black walnut, Minimal handle

# GLATT

Want really tall doors? Introducing the GLATT transom, an elegant way to fill in the space between the top of the door and the ceiling and optically extend the doorway for a grander, airier feel. Want more light? For darker rooms or hallways, we recommend a glazed variant or one of the HARMONIE door and transom combinations. If you opt for a veneer surface, you can choose from different decor orientations (vertical and horizontal) on the door and the transom.

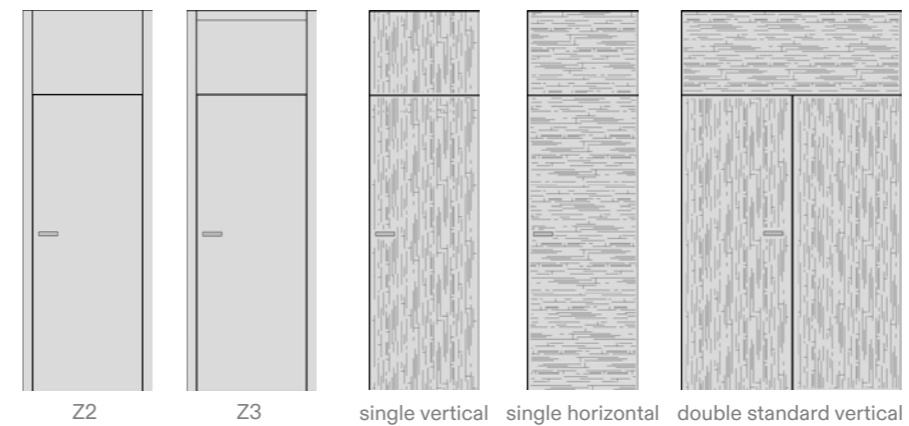


GLATT - ELEGANT 10 - door with transom, CPL oak / Z3  
OBTUS doorframe - CPL oak, Minimal handle

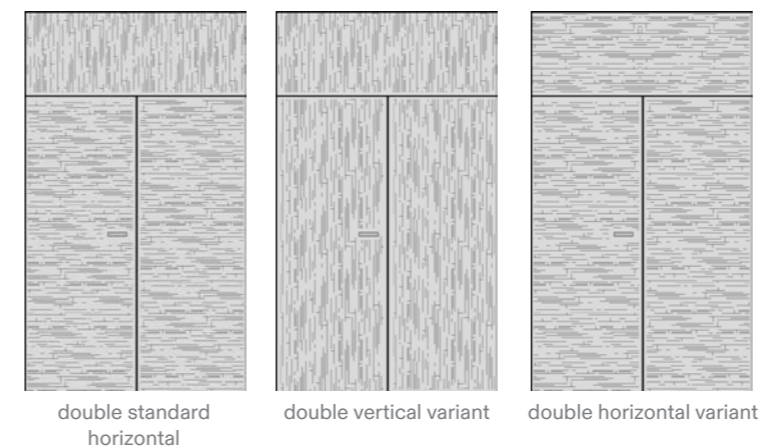
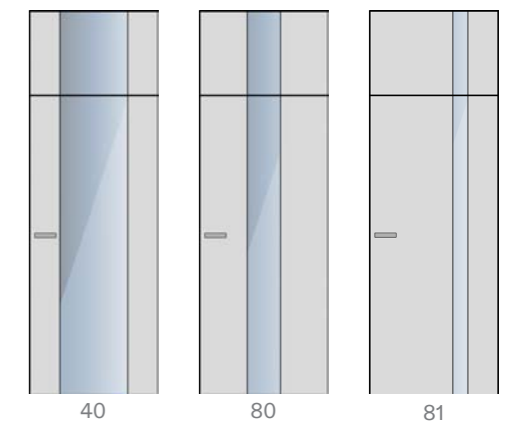


door model configurator  
www.sapeli.eu

## model line GLATT

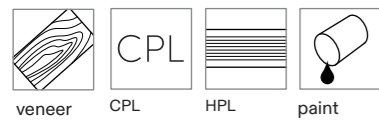
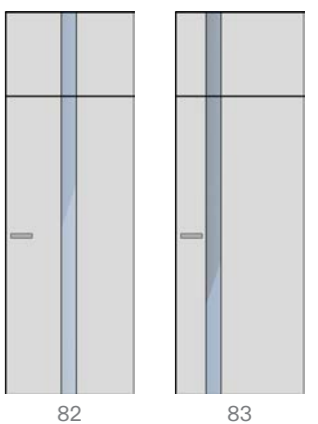


## model line GLATT HARMONIE



single:  
matching  
decor  
orientation

double standard:  
contrasting  
decor  
orientation



# Glass walls

Let there be light! If you're looking to bring some light into your interior and need a glass wall that meets your most exacting expectations, you've come to the right place. We have a wide selection of swing, sliding, double-acting, and folding glass walls. There are also fire-resistant and acoustic glass walls. Choose from many different types of glass. We can even make glass with your own motif. Glass is an excellent way to divide space and can even provide you with privacy. And, of course, it floods the room with rays of sunlight. But what if the glass breaks? Have no fear – tempered glass is very tough. In the highly unlikely event that it does break, however, it will crumble into small pieces, minimizing the risk of injury. Glass is a good choice practically anywhere and blends in seamlessly with other furnishings.

**Let some sunshine into your interior.**





Model T - glass wall,  
SAPGLASS - double-acting  
door, Float clear glass, HK 400  
handle, DORMA hardware, UNI  
Motion

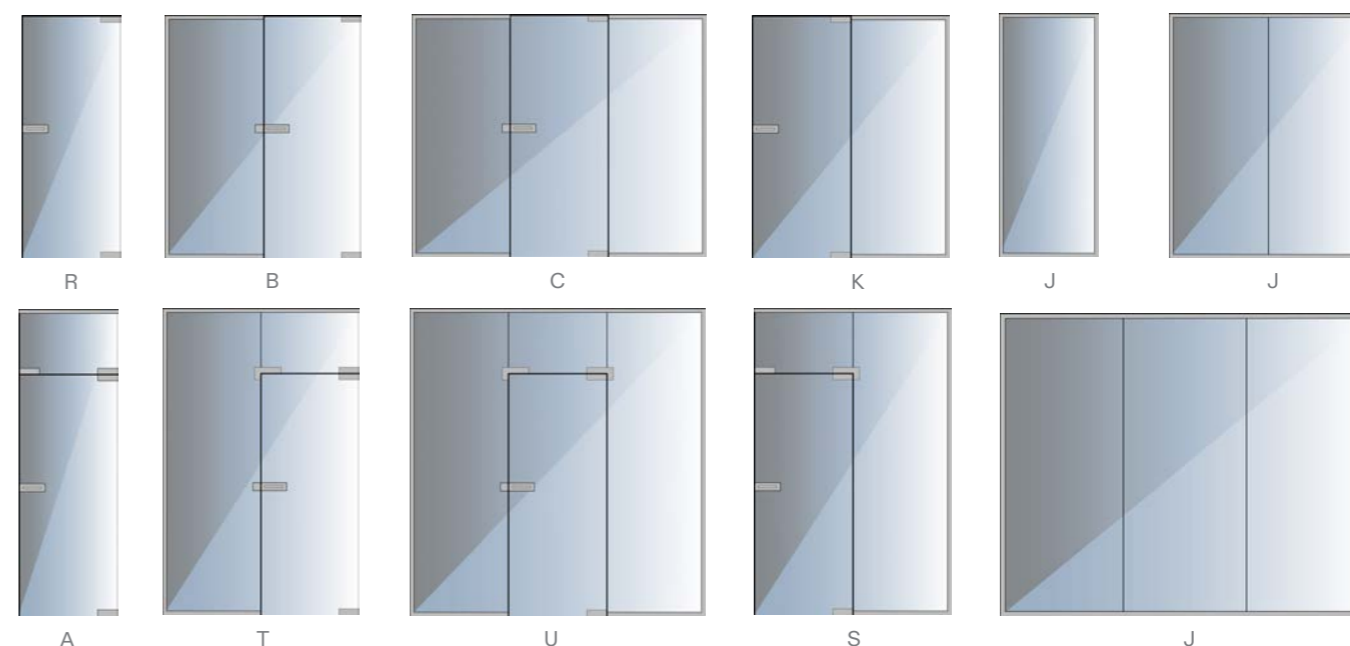
# GLASS WALLS

Would you like to use a glass wall as a partition to divide an interior space? Perhaps you need more light in your office or family home? We recommend our frameless glass wall system featuring thin, minimalistic aluminium profiles with an anodized, stainless, or black finish. We can manufacture the door in both double-acting and swing variants, and there are many types of glass to choose from. For easier maintenance and greater scratch resistance, we recommend the Satinato white antiscratch glass, but if you'd like a touch of transparency, choose the new Satinato Prodelux glass. For something that really makes a statement and accentuates the detail in your interior, consider one of our many sandblasted patterns.



Model B - glass wall,  
SAPGLASS - double-acting  
door, Satinato Prodelux glass,  
Minimal handle, SAPELI VP  
hardware, BILOBA hinges

## model line SKLENENÉ STENY





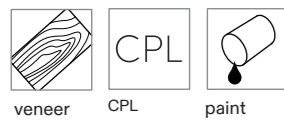
# GLASS WALLS FRAMED

Liven up your interior by combining wood elements with the brightness of high-quality glass in an impressive glass wall. A solid yet subtle wood block frame ensures a flawless seal when the door is closed, letting you enjoy light and quiet at the same time.

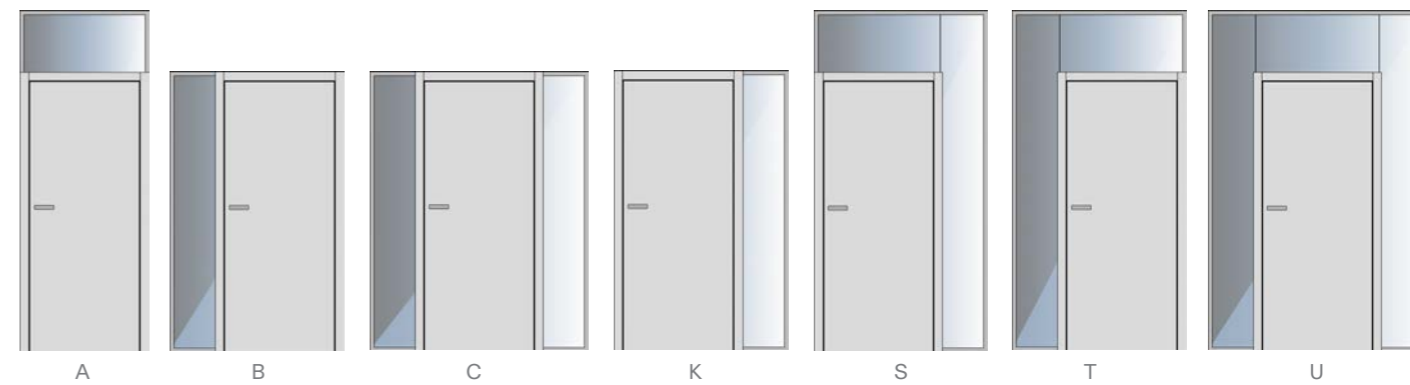



Model B - glass wall, ELEGANT 10  
- door, oil oak veneer, Charcoal oil /  
OBTUS block frame for glass, Float  
clear glass, Industry Squelette handle

Model U - glass wall,  
SAPGLASS - nonrebated door  
- Satinato Prodelux / NORMAL  
block frame for glass - beam  
oak veneer, Pure oil, Satinato  
Prodelux glass, KC 17 handle



## model line GLASS WALLS - FRAMED





**NEW**

industrial screening  
glass doors

Wandmodell S, Tür  
SAPGLASS - Floatglas  
klar, Aluminiumzarge für  
Glas Schwarz, Floatglas  
klar, Beschläge Genova,  
Gliederung von Wand und  
Tür im Industriestil

# GLASS WALLS INDUSTRIAL

Catch a wave of industrial style with our new line of glass walls. The elegant aluminium doorframe and crystal-clear safety glass can be segmented with various grid patterns. Modern trends in interior design call for the use of minimalistic elements and simple forms, drawing inspiration from industrial interiors of an earlier age and combining different materials to transform spaces in a truly unique way. Our industrial glass walls make a very attractive addition to materials such as metal, wood, and concrete and are ideal not only for commercial spaces but also for modern and original apartments and family homes.

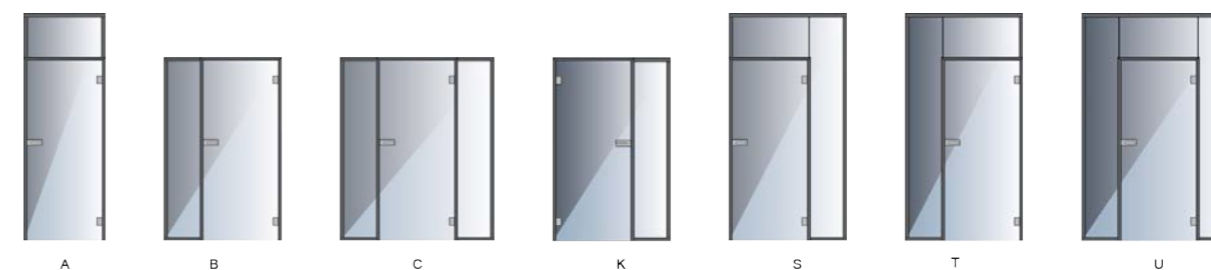


**NEW**

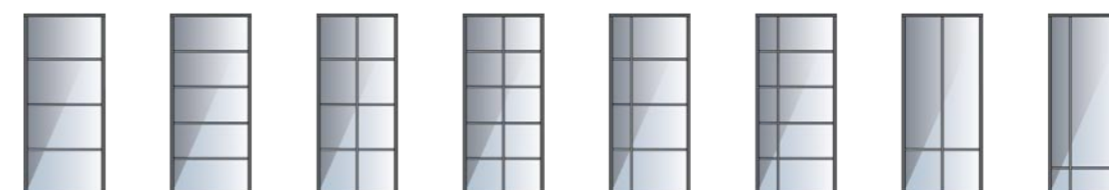
industrial glass wall  
with sliding door

SAPGLASS sliding door - Float  
clear glass, Yes handle, sliding  
system with black pelmet,  
industrial grid

model line GLASS WALLS - INDUSTRIAL



grid patterns








Model C - glass wall,  
SAPGLASS - sliding door,  
Satinato white antiscratch  
glass, Entero handle, SMART  
SOFT opening system

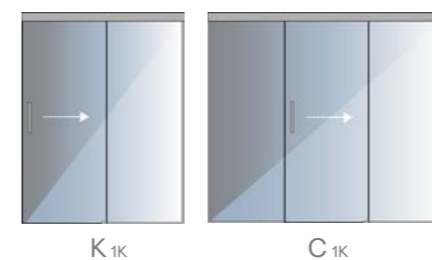
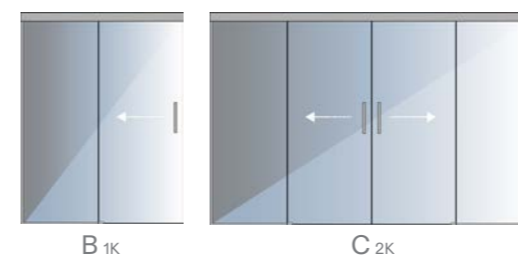
# GLASS WALLS SLIDING

Sliding doors are an elegant way to partition living rooms, kitchens, and hallways. And do you know what the biggest advantage of a sliding glass wall is? It saves space, because even in the open position it doesn't create an obstruction. We can manufacture single and double variants crowned with either an aluminium or wood pelmet, which you can alternately have finished in an attractive RAL colour, while a modern and compact hardware system with damper ensures gentle opening and closing.

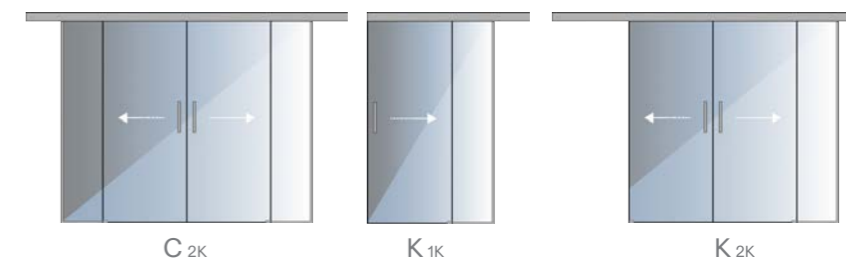
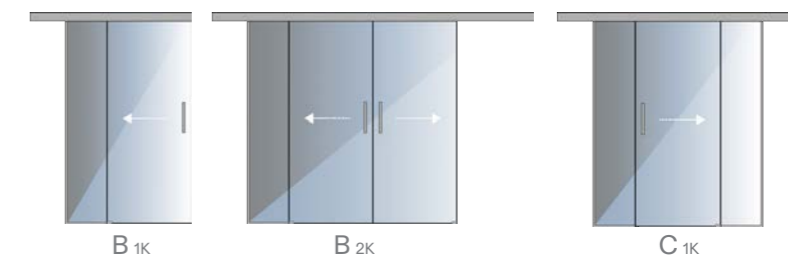


Model K - glass wall,  
SAPGLASS - sliding door,  
Float clear glass with G044S  
engraving, Yes handrail,  
SMART SOFT opening system

model line  
GLASS WALLS - SLIDING inset



model line  
GLASS WALLS - SLIDING wall mounted





Model E - glass wall, SAPGLASS - door, Lona clear glass / NORMAL casing frame - Premium white paint, Lona matt glass, ARCOS hardware

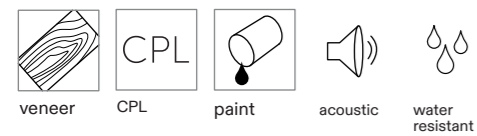
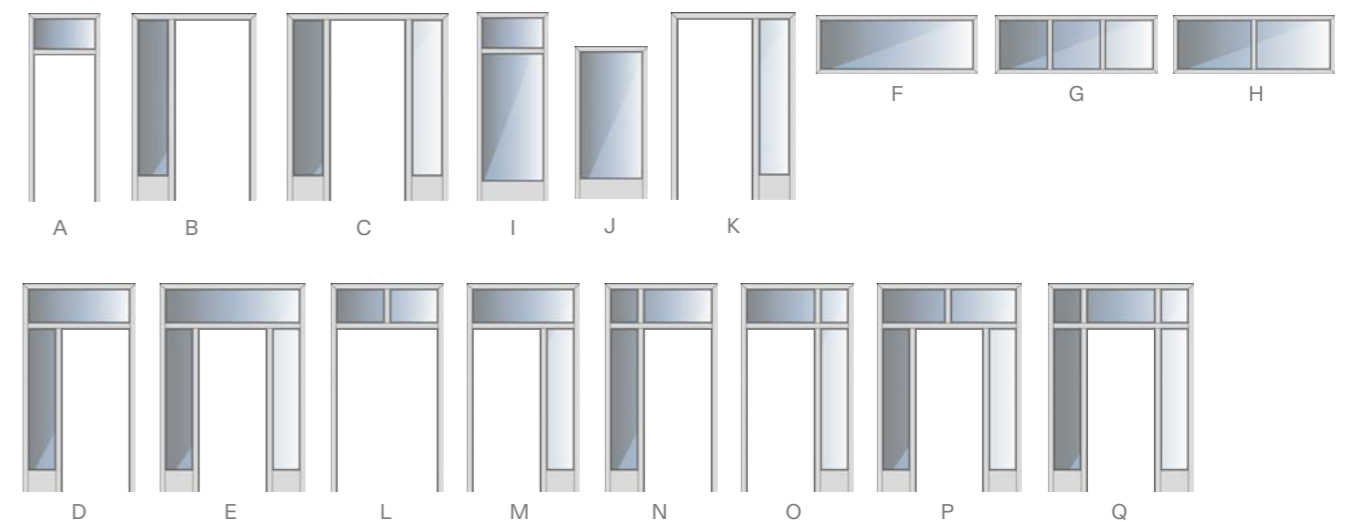
# GLAZED WALLS CASING FRAME

Glazed walls comprising a door in combination with transoms and sidelights make a very attractive addition to any type of interior. Are you interested in a rebated or nonrebated swing door, sliding door, or double-acting door? Or would a simple cased opening be a better match for your needs? We can do it all in a variety of smooth and ornamental glass styles. Transoms and sidelights can also be used as separate glass interior features. Framed in subtle natural wood and offering a wide range of configurations and surfaces, these glazed walls impart a remarkable softness and warmth to any space. And did you know they also block out sound?



Model B - glazed wall, ELEGANT 40 - nonrebated door, CPL Halifax natural oak / OBtus casing frame, Planibel grey glass, Torres handle

## model line GLAZED WALLS - CASING FRAME



Standard sidelight with bottom panel. Sidelight with bottom frame section. Sidelight without bottom panel (we recommend tempered glass).




# GLAZED WALLS BLOCK FRAME

The block frame is another type of glazed wall with natural wood styling. Its design makes it an excellent choice for perpendicular walls. Block frame glazed walls can be fitted with any type of interior door, including swing, sliding, double-acting, and more. They can also be installed as simple framed openings. We'll be happy to manufacture custom glazed walls with sidelights and transoms or a special solution using transoms and sidelights as separate elements. The doors and walls are acoustic and fire resistant.



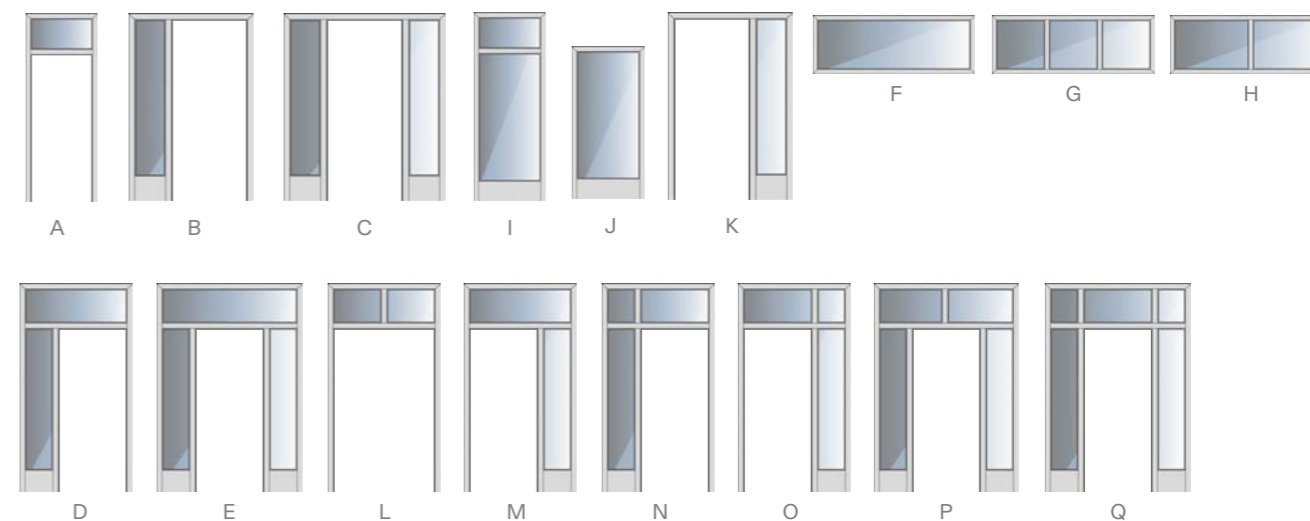
Model A - glazed wall, ELEGANT 10 - nonrebated door, CPL black graphite U961 / OBTUS-R block frame, Connex clear glass, Lusy handle

Model Q - glazed wall, SAPGLASS - door, Connex extra white glass / NORMAL-R block frame - CPL knotted oak, Float clear glass, Krystal pull, SMART SOFT opening system



Standard sidelight with bottom panel. Sidelight with bottom frame section. Sidelight without bottom panel (we recommend tempered glass).

## model line GLAZED WALLS - BLOCK FRAME



# Apartment entry doors

Whether you want your new entry door in a premium paint finish, natural veneer, or durable laminate, you should always put your safety first. After all, an entry door isn't merely an attractive calling card; it must also serve as a loyal guardian, which is why we offer a range of different safety features. Our entry doors can be fire resistant, smokeproof, and acoustic all in one; moreover, when you add premium security components, they become a formidable barrier to would-be burglars. With six model lines and four types of surface to choose from, the creative possibilities are nearly limitless. And you're sure to appreciate the option to choose a different decor for each side of the door, which makes it very easy to match the inside of the door with your interior design while maintaining an inconspicuous look on the outside.

**Still not sure which variant is right for you? We'll be more than happy to assist you with your selection.**

## Special features for apartment entry doors:



### Fire resistant – EI/EW30 and EI/EW45

The doors prevent the spread of fire and protect the apartment for a certain period of time.



### Smokeproof – $S_a / S_{200}$

Smoke is often more dangerous than flames, which is why entry doors should be upgraded to prevent ingress.



### Acoustic – Rw 32–43 dB

A modified design in combination with acoustic elements to effectively prevent noise in common areas from entering the apartment.



### Security – class RC2 / RC3

Security doors protect the apartment or other spaces against break-ins.



### Climate – climate II and III

A special layer inside the door protects it from deformation caused by varying indoor climate conditions.

\* Fire-resistant and security doors are only available as complete sets with doorframe, and their installation may only be carried out by a company trained and authorized by the manufacturer.





**interior view** ELEGANT 10 - CPL knotted oak / SAP 864 metal doorframe in RAL 7016, fire resistance 30 min., security class RC2, acoustic rating 32 dB, climate II, security hardware 13, door viewer

# ARGOS

ARGOS is the benchmark in apartment entry doors. Manufactured in both conventional rebated and modern nonrebated variants, the doors deliver outstanding performance thanks to a refined functional design. Depending on the configuration, ARGOS offers up to RC3 break-in protection and 30 minutes of fire protection in a standard door thickness. Together with a mechanical threshold, the model line provides excellent privacy, thus meeting all the requirements for a high-quality entry door.

Door thickness: 40 mm

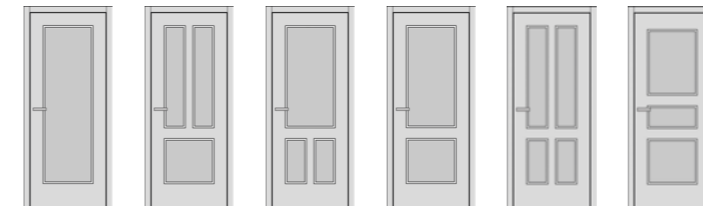
**We recommend:**  
Hang your security door on sophisticated 15×150 3D adjustable hinges by TKZ.



**exterior view:** ELEGANT 10 - CPL grey U788 / SAP 864 metal doorframe in RAL 7016, fire resistance 30 min., security class RC2, acoustic rating 32 dB, climate II, security hardware 13, door viewer

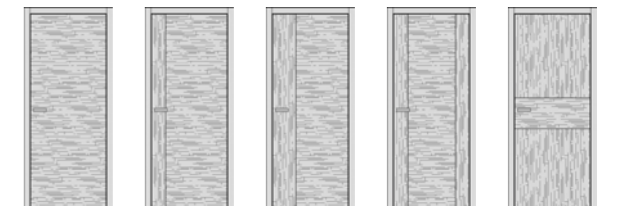
model lines:

BERGAMO



10 15 16 20 25 28

TENGA



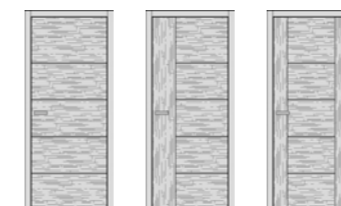
10 12 15 25 28

ELEGANT



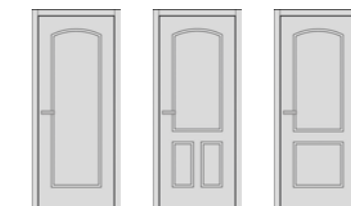
10

ALEGRO



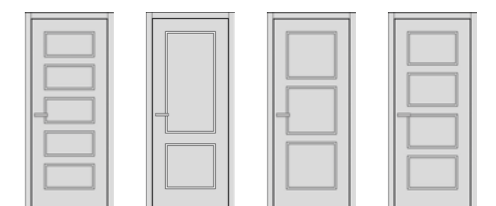
10 15 20

VENECIA

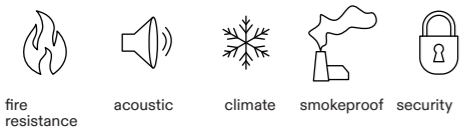


10 16 20

SWING



25 27 28 29





**interior view:** ELEGANT 10 - HPL Feel Nature black varnished Halifax oak / SAP 865 metal doorframe - RAL 7035, fire resistance 45 min., security class RC3, acoustic rating 37 dB, climate III, M9 security hardware, Eques VEIU Pro digital door viewer

# GOLIAS®

An entry door whose robust double-rebated design commands immediate respect. Among its most impressive characteristics is an acoustic rating of 43 dB, meaning intrusive sounds from the hallway are a thing of the past. The door also features a high level of fire resistance and an RC3 security classification thanks to heavy-duty hinges and a multipoint locking system. GOLIAS doors can also be fitted with the latest entry control technologies.

Door thickness: 68 mm

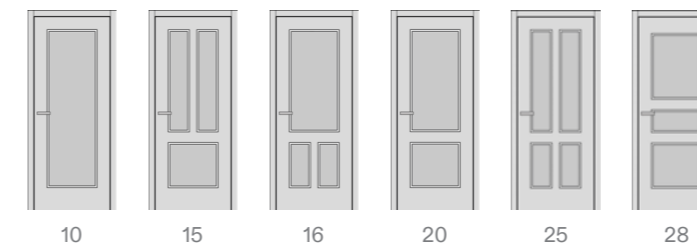
**We recommend:**  
GOLIAS entry doors can be manufactured with a different surface and decor on each side to perfectly match your expectations.



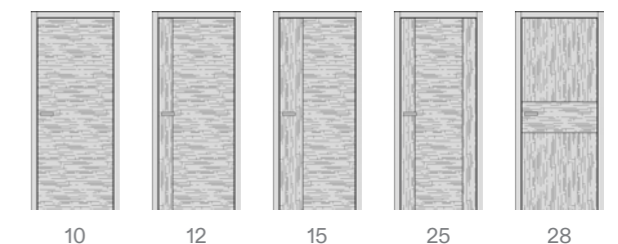
**exterior view:** ELEGANT 10 - Premium paint RAL 1013 / SAP 871 doorframe in RAL 7024, fire resistance 30 min., security class RC3, acoustic rating 43 dB, climate III, M9 security hardware, Eques VEIU Pro digital door viewer

model lines:

BERGAMO



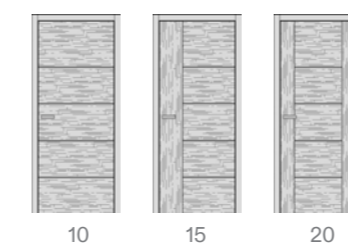
TENGA



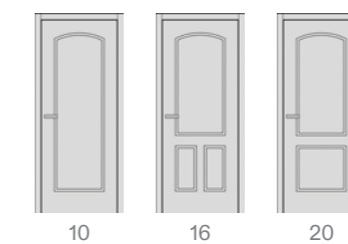
ELEGANT



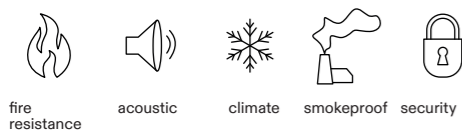
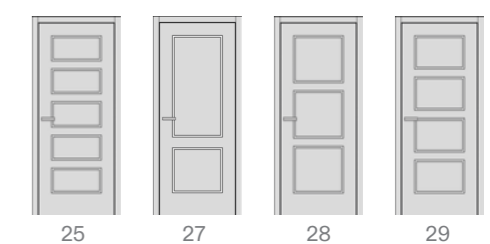
ALEGRO



VENECIA



SWING





**interior view:** ELEGANT 10 - HPL Antifinger light grey U708 / SAP 865 metal doorframe in RAL 7035, fire resistance 45 min., security class RC3, acoustic rating 37 dB, climate III, M9 security hardware, Eques VEIU Pro digital door viewer

# SECURO

The SECURO entry door is more than capable of satisfying the expectations of even the most exacting customers. We can manufacture this newest addition to our entry door portfolio in extra large sizes while maintaining an outstanding level of performance in all the key parameters. These include 45 minutes of fire resistance, a 37 dB acoustic rating, and RC3 security protection. All of this is made possible thanks to a revolutionary design and the use of heavy-duty nonresidential hinges that ensure an unmatched lifespan of the door and frame as a set.

Door thickness: 57 mm

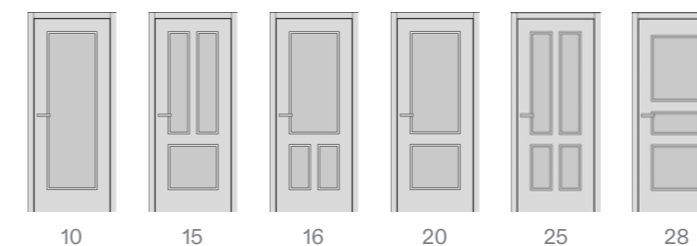
**We recommend:**  
SECURO doors can be fitted with premium features, such as sophisticated entry control systems and concealed closers.



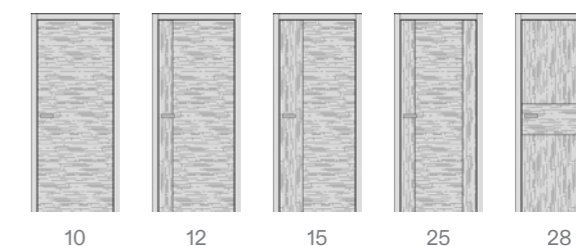
**exterior view:** ELEGANT 10 - HPL Antifinger premium white W1000 / SAP 865 metal doorframe in RAL 7035, fire resistance 45 min., security class RC3, acoustic rating 37 dB, climate III, M9 security hardware, Eques VEIU Pro digital door viewer

model lines:

BERGAMO



TENGA

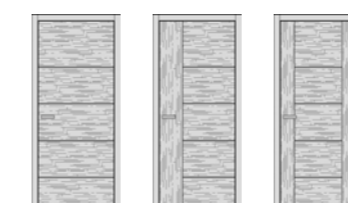


ELEGANT



10

ALEGRO

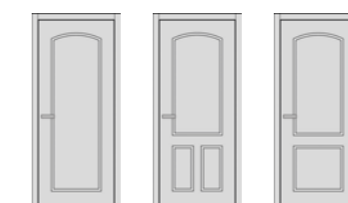


10

15

20

VENECIA

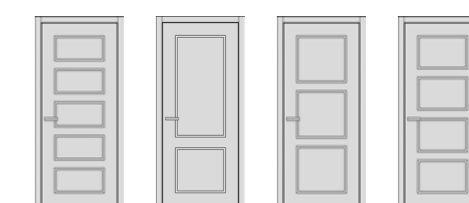


10

16

20

SWING

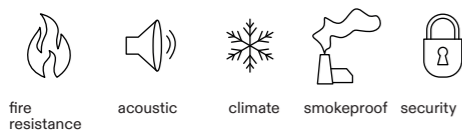


25

27

28

29



# Atypical solutions

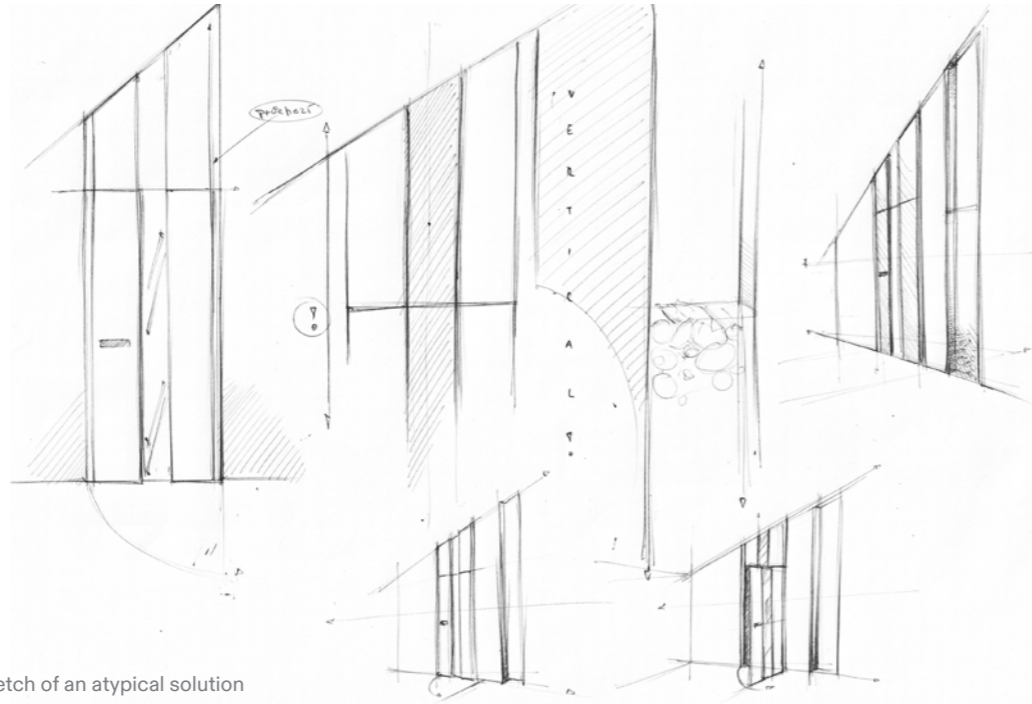
Feel like experimenting? Do ordinary doors fall short of your expectations? Does your building project include unusual spaces? We'll be happy to manufacture atypical doors to meet your specific needs. And we never shy away from unconventional ideas. We can make doors up to 272 cm in height with widths of up to 120 cm for single doors and 240 cm for double doors, resulting in a decidedly spacious doorway. What shapes can we do, you ask? How about angles? It's all up to you. Prior to manufacturing your doors, we'll carefully measure and prepare individual documentation for you.

**Your doors want to stand out, and you should let them.**






# FROM DESIGN TO EXECUTION



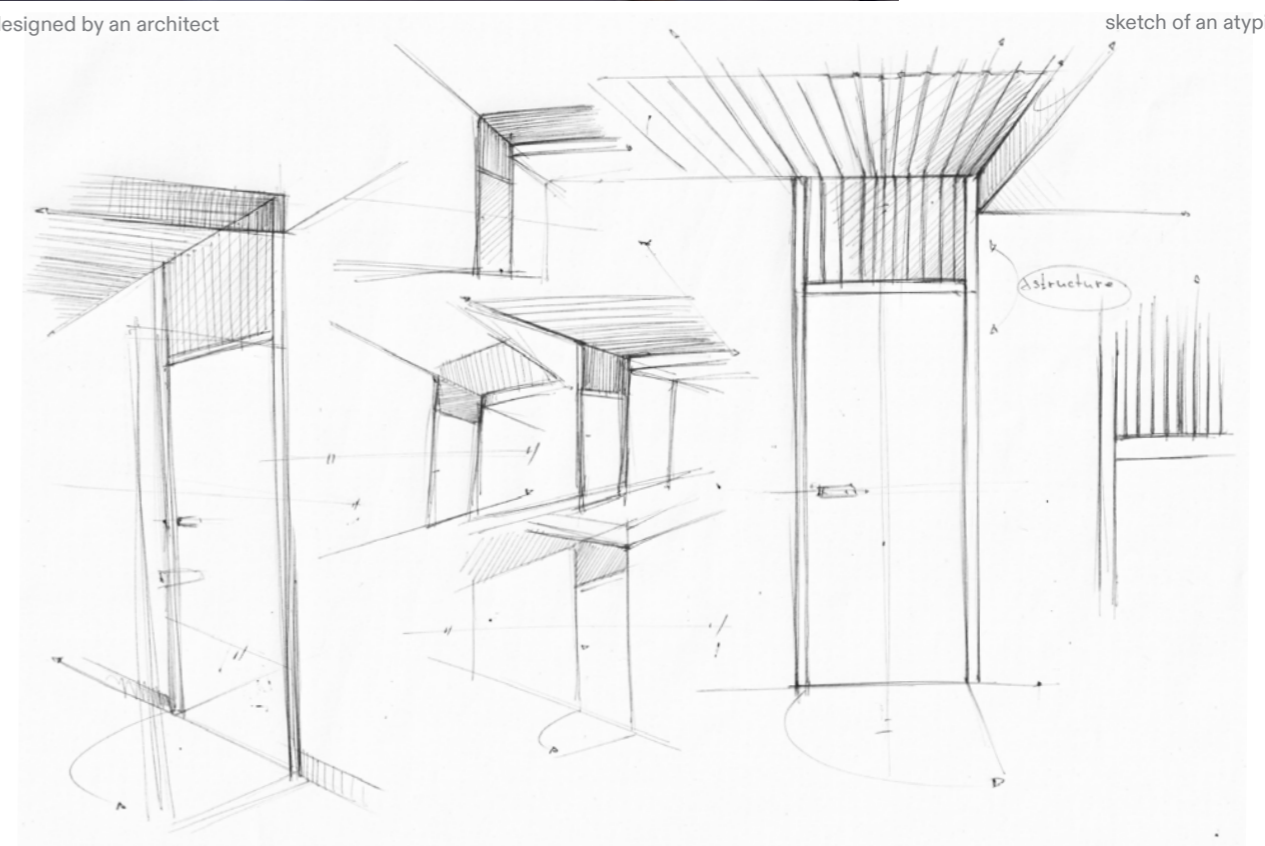
sketch of an atypical solution



family home in Prague




as designed by an architect




sketch of an atypical solution

# Doorframes

Did you realize that your doors communicate with the rest of your interior? They do, through the doorframes, the fundamental element tying your doorways to your living spaces. And that's why we take the greatest possible care in crafting them, even in cases where the doors are to blend in with the walls. The choice of design is up to you, with options ranging from visually distinctive to entirely hidden from view.



**NORMAL**  
Traditional 45° corner mitre joint.



**OBTUS**  
Modern corner butt joint.



**Casing doorframe**

A classic casing solution to complement any interior. It can be used with rebated and nonrebated doors and is available in both NORMAL and OBTUS.



**HARMONIE casing doorframe**

The HARMONIE casing doorframe differs from the classic variant in the gentle rounding of its edges. How do you like it?



**LATENTE® doorframe**

Thanks to its unique design, the LATENTE doorframe sits inside the opening flush with the wall. Available in OBTUS for both rebated and nonrebated doors.



**Block doorframe**

Do you want to partition a space or a long hallway? The block doorframe is what you need. Do you prefer NORMAL or OBTUS?



**Renovation doorframe**

Would you like to replace your old and unattractive metal doorframes but want to avoid demolition work? Use a renovation doorframe, which acts as a casing over the existing metal doorframes. The result is clean and beautiful. Available in NORMAL and OBTUS for rebated doors.



**INOVIO doorframe**

An invisible doorframe by SAPELI. The special chipboard construction for use with drywall installations allows the INOVIO doorframe to completely blend in with its surroundings.



**Metal doorframe**

In choosing an entry door for your apartment, you usually can't get by without a metal doorframe. Available in rebated and nonrebated variants.



**Concealed doorframe**

Don't be afraid to move with the times. Try a nonrebated door in a concealed doorframe. You can have the door blend in entirely with the wall or make it stand out with a bold surface. The choice is yours.



**Block frame for glass walls**

The block frame for glass walls lets you achieve a striking combination of wood and glass.


# Edges

Don't underestimate the choice of edge for your doors. Why? When a door is open, the edge is the part you see most of. Its colour and style make their own statement, while the choice of material determines how resistant it is to impacts. What types of edges are there to choose from? With a rebated edge, the door sits on top of the doorframe when closed, while a nonrebated edge allows the door to close flush within the doorframe.



## REBATED

The rebated edge is an unaging classic. When closed, these doors rest against the doorframe and are particularly good at blocking sound.



## NONREBATED

The modern nonrebated edge lets the door close into the doorframe for a flush, smooth look.

## ABS edge 1 mm

If you have a nonrebated door and need an edge that is durable, can resist damage, and matches the rest of the door, try ABS.

## ABS edge 2 mm



Is durability your priority? If so, the 2 mm ABS edge is what you're looking for. For nonrebated doors only. **Try our new AirFusion ABS edge. Thanks to special technology, it minimizes the seam between the edge and the surface of the door.**

## WOOD edge

Give your doors durability and an attractive look with the WOOD layered edge. Choose from many types of wood. For nonrebated doors only.

## AL edge

Want a bold design element on your doors that is also functional? Go with the durable aluminium edge. You can choose it for both rebated and nonrebated doors.



## AL black edge

An aluminium edge in a modern black finish is the right choice when you want to set your doors apart from the rest.

## O3 edge

Are you looking for a solution for all types of doors and opening systems? You want the O3 sharp edge. It can be used on rebated, nonrebated, and reverse doors.

## P2 edge

Elevate the look of your rebated doors to a new level with the attractive rounded P2 edge. See for yourself at the nearest showroom.

## S2 edge / S3 edge

S2 and S3 also lend rebated doors a rounded edge. The advantage with S3 is that the rounded edge appears not only along the sides of the door but also the top. Keen eyes, however, will notice a thin seam between the door surface and the rounded edge.

# Hinges

Hinges might seem like a trivial detail, but you shouldn't underestimate the importance of choosing the right ones. After all, the hinges bear the entire weight of your doors. They can also fulfil a decorative function. And did you know that they can even be completely hidden from view?



**Exposed hinge**  
(80/10)

Exposed hinges are most commonly seen on traditional rebated doors. Some are inconspicuous and blend in with the overall appearance of the door, while others may be bold and stand out as a striking design element.



**Concealed hinge**  
(SAPTEC 340)

Concealed hinges are ideal for nonrebated doors. They help round out the overall visual effect of the door resting flush within the doorframe. For this reason, they're also used on completely concealed doorframes.



**80/10 MINI**

Looking for something original for your rebated doors? What about traditional hinges with unconventional straight edges?



**Justor**

Use Justor hinges on double-acting doors. Their heavy-duty build means they can handle lots of traffic.



**TUKAN**

Rebated fire-resistant doors require special hinges, such as the three-piece TUKAN.



**VX 7729/120**

Did you know that nonrebated doors can have exposed hinges too?



**Biloba**

Fit double-acting glass doors with Biloba hinges.



**TEG 310 2D**

Have you chosen nonrebated glass doors? Concealed hinges present a refined solution.



**Arcos**

Glass door within a glazed wall? Try the Arcos curved designer hinge.




**Entero**

Accentuate the crystalline design of your glass doors with the sharp edges of the Entero hinge.


# Locks

Bez zámku nie sú dvere. Máme v ponuke aktuálne trendy aj zaujímavé dizajnové vyhotovenia. Viete, že zámok môže byť magnetický? Keď sú dvere otvorené, jeho strelku nie je vidieť a hrana dvier je úplne hladká.



**Conventional lock  
with latch bolt**

A simple and time-tested solution. If you're considering rebated doors, the conventional lock is an easy choice. The bolt stays hidden behind the rebated edge of the door for a clean and uninterrupted look.



**Modern lock  
with magnetic bolt**

Have you chosen nonrebated doors and are now thinking about what type of lock to use? This modern lock with magnetic bolt is an attractive solution. When the door is open, the bolt stays retracted, leaving a smooth edge from top to bottom.



**The innovative Magnetic solution relies  
on magnetic force alone**

Doors without turn handles? Introducing the Magnetic system. To open the door, simply pull on the handrail. The Magnetic series offers a choice of simple and exquisite designer handrails.



**The revolutionary  
MUTEO M.A.G. lock**

Enjoy the innovative convenience of handleless opening on the new APPENA doors. The designer M.A.G. lock is combined with an elegant handrail, and a gentle pull is all it takes to open the door smoothly and quietly.

# Trims

How do you envision your doors? Trim can have a big impact on their final appearance. So, be patient in making your choices. We offer a truly wide selection of different trims. Not only can you choose the material and shape, you also get to decide how they are incorporated into the design of your doors. For instance, trim on the surface of a door can serve as a highly visible decorative element, while glazing trim can be crafted to blend in with the surface of the door. We realize that choosing just the right type of trim can be a daunting task, but luckily we can handle any number of different combinations and will be happy to help you. Don't hesitate to ask.



2 - surface trim



3 - surface trim



4 - surface trim



1 - glazing trim



2 - glazing trim



3 - glazing trim



4 - glazing trim



8 - surface trim



9 - surface trim



H - surface trim



8 - glazing trim



9 - glazing trim




H - glazing trim



L - glazing trim



L - surface trim



M - glazing trim



N - glazing trim



R - glazing trim

# Glass

Light, airy, and open interiors are only achieved with glass. We offer many different types of this modern and highly durable material for use in both your doors and glass walls. Do you need to divide a space into separate functional areas? Glass is an ideal choice.



SAPGLASS - Connex black glass / NORMAL doorframe - Premium white paint, Mini Objekt lock, Intro handle

ELEGANT 55 - Premium white paint, Connex black glass / NORMAL doorframe - Premium white paint, Lusy handle

# CLEAR GLASS



Float clear



Graduel white



Connex clear


# ORNAMENT GLASS



Chinchilla clear




Rinde clear



Masterlinea clear



Mastercarre clear



Master-Soft®

# MATTE AND FROSTED GLASS



Satinato white



Satinato white antiscratch




Connex frosted



Satinato prodelux



Screen clear



Krizet clear



# COLOURED GLASS



Planibel dark gray



Planibel bronz



Planibel grey



Satinato bronze



Satinato grey



Connex white



Connex black

# CLEAR GLASS

Clear glass gives you maximum openness. Clear glass is used in its purest form, but it can also be sandblasted, engraved, and modified in other ways.



# MATTE AND FROSTED GLASS

Matte and frosted glass let light in while also providing privacy. The glass can be left plain or embellished with various patterns.



# ORNAMENT GLASS

Interesting patterns forming a textured surface on the glass, high translucence, and sufficient privacy. Choose an intriguing ornamental glass for your new doors



# COLOURED GLASS

Not fond of clear glass? Take a look at our selection of coloured glasses. Not only are there transparent and translucent options, they also come in opaque white or black, which are particularly attractive in industrial-style interiors.



# Patterns

If you'd like to add a very special touch to the glass in your doors or glass walls, we've got a wide selection of patterns to choose from. We use technologies such as sandblasting, engraving, and digital and ceramic printing. The same pattern can be applied to wooden glazed doors, glass doors, and glass walls, so don't be afraid to experiment. Having difficulty making up your mind? Ask your sales specialist for assistance.



ELEGANT 40 - CPL Scandinavian oak, Satinato white glass with G129 engraving / NORMAL doorframe - CPL Scandinavian oak, Lusy handle

Pendeltür SAPGLASS - Glas Satinato Weiß und Gravur G129, Zarge NORMAL - CPL skandinavische Eiche, Griff CH 300

# Patterns



044 P G K



043 P G K



066 G K



080 P G K

**A symbiosis of materials**  
 LOTOS, NOTE, and REDE glass doors feature precisely the same horizontal and vertical decorative lines as the wood doors, providing a wonderful opportunity to create organic combinations of matching wood and glass doors within a single interior. Additional patterns can be found in the various model lines.



154 P K



164 P K



171 P G K



191 P G K



199 P K



222 K



232 G



235 P K



003 P K



127 P K



128 P G K



129 P G K



237 G



241 P K



244 P K



245 P K

# GLASS DECORATIVE TECHNOLOGIES

Patterns can be applied to doors in either positive (pattern sandblasted, background clear) or negative (pattern clear, background sandblasted). Interesting variations can be achieved by adding patterns to matt glass, such as Satinato.

**Note:**

● Recommended pattern technology

● Alternative pattern technology

Pattern illustrations: left positive



Float, positive pattern



Float, negative pattern



Satinato, positive pattern



P

## SANDBLASTING

Sandblasted glass meets even the most demanding expectations for modern design. We can apply decorative motifs to almost any type of glass, from the most common Float (clear) to Planibel (solid colour) and Satinato (single-sided etched glass). For sandblasting, we typically recommend Float glass, which provides the most pronounced effect.

## NEW

matte engraving

## ENGRAVING

Engraving can be applied to nearly all types of glass, though the most striking effect and originality is achieved on decorative etched glass. Particularly stunning interior design elements can be created by combining engraving and sandblasting.



G




K

## CERAMIC PRINTING

One of the advantages of ceramic printing is the extraordinary durability of ceramic paint, which fuses to the surface of the glass as it hardens. Ceramic paint can be applied to glass in the form of imitation sandblasting or even as a photograph. You can have a different image on either side of a door, and you also choose how much light passes through the glass.

# Surfaces

Choose with your heart, but choose sensibly. The material a door is made of determines not only its appearance but also how durable it will be. Not sure which material is right for you? Have you been deliberating for a week whether you want veneer or laminate? Find inspiration in our selection.



# Veneer

What is veneer? Imagine a thin sheet of wood only a few millimetres thick that is cut or peeled from a whole log. Veneer is an entirely natural and unmistakable material. It is used to make furniture, flooring, and doorframes, and because it is natural, each piece contains unique irregularities in colouring and grain patterns, just as nature intended. Depending on your choice, we finish the surface in a lacquer or natural oil for a lasting and distinctive look.

## STANDARD

Traditional affordable woods such as beech and oak are finished in a standard transparent UV paint with pleasant matte appearance.



beech (DBK)   birch (DBR)   American oak (DDB)   American maple (DJA)   alder (DOL)



American walnut (DOR)   natural walnut (DNO)   American cherry (DTR)

# KOMFORT

Trendy materials intended for advanced surface finishes allowing a broad palette of possibilities for individualization. Natural oils, modern stains, and brushing. There are no limits to your imagination.



natural oak (DND)   ash (DJS)   larch (DMO)

The base variant is finished in a transparent UV paint. The pleasant matte surface with smooth texture is ideal for easy maintenance.

Oil gives the material a depth and is very pleasant to the touch. Try this traditional finish for wood surfaces.



oiled natural oak (DNL)



oiled ash (DJO)

# KOMFORT

Trendy materials intended for advanced surface finishes allowing a broad palette of possibilities for individualization. Natural oils, modern stains, and brushing. There are no limits to your imagination.



oiled larch (DML)



brushed natural oak (DTD)

brushed ash (DJD)

brushed larch (DMR)

Brushed woods are particularly popular among nature lovers. The depth of texture in combination with an oil finish accentuate the beauty of the wood grain.

# PREMIUM

Luxurious woods for the most discerning of customers. Rustic beam veneers, elegant sawn oak, and knotty woods are predestined to bring an original touch to your interior.



knotted oak (DSD)

knotted walnut (DSO)

sawn oak (DRD)

In the base variant, rustic knotty woods are finished in a transparent UV paint. Sawn oak captivates the imagination with its distinctive and remarkably elegant texture, which is finished in a special wax oil.



beam oak (DDT)



beam oak brushed (DDD)



oil oak brushed (DLD)

Beam oak is the crown jewel in our selection of veneers. The base variant with its striking knots and cracks is finished in the oil of your choice. We can also brush the veneer to give it a deep texture and bring out the grain pattern, or it can be filled and painted.

# PREMIUM


Luxurious woods for the most discerning of customers. Rustic beam veneers, elegant sawn oak, and knotty woods are predestined to bring an original touch to your interior.



beam spruce (DST)



clear



dark oak



charcoal



chocolate



nordic white



oyster



pure




sky grey



slate grey



super white



atyp



beam spruce brushed (DMD)



beam spruce cemented (DSL)

Beam spruce is the younger sibling to beam oak. You will fall in love with its distinctive rustic wood grain and noble origins. The material is an excellent match for natural oils, and we recommend brushing the surface. We can also supply beam spruce filled and painted.



natural stained oak (DMN)



beige



white




light brown



dark brown



dark grey



atyp

# OILING

Protecting wood with natural oil is an excellent choice for our veneers. The warm matte finish, the distinctive wood grain, and the lovely scent of the oil delight the senses. This traditional surface finish has grown in popularity in recent years. In addition to an interesting selection of attractive colours, we can also create custom colours especially for you. This lets you easily match your new doors with your flooring or furniture, taking your interior to a new level of perfection. The oils we use are 100% natural and ecological.

# BRUSHING

Give rise to something uncommon and stylish. Create a work of art by having your veneer doors brushed. Brushing is a technique that removes softer wood fibres, thus deepening and accentuating the natural grain pattern for a unique, rustic appearance. The surface also acquires greater mechanical resistance. We can seal brushed surfaces with Pure or Clear natural oil, or you can choose from our selection of coloured oils.

# STAINING

NEW


A luxurious interior deserves luxurious furnishings. Discover the beauty of natural oak stained in attractive tones reflecting the latest trends in interior design. Can't find the right colour? Share your vision with us, and we'll create a custom colour for you. An advantage of stained veneer is a special antifinger acrylic top coat that not only ensures excellent durability but also simplifies cleaning.





# Paint

We'll paint your doors any colour you desire. We offer two categories of paint that differ in the method of application. The choice of paint determines the price, the resulting visual experience, and the durability of the surface of the doors. How do we apply our paints?




White (BUV)

## START

We apply the paint by machine. The edges are finished in painted laminate, and the doorframe in your choice of film, laminate, or paint. START offers good durability and an excellent price-performance ratio. Available in white only.

## Color Komfort


We apply the paint by machine. The edges are painted by hand, and we also offer matching precision painted doorframes. This category is ideal for customers with a sense for detail. The doors have a beautiful finish and look great in any type of interior. Komfort is available in white only.



smooth white (BUS)

## Color Premium

We paint the doors and doorframes with several coats of highly durable premium paint, and most of the work is done by hand. Premium paint is for the most demanding customers who want only the very best. The finish is also certified for use on children's toys, so it's an excellent choice for homes with young children. We use white paint by default, but we can apply any colour from the RAL and NCS colour charts.




smooth white + RAL  
and NCS (BRL)

# CPL (continuous pressure laminate)

Oder kontinuierlich gepresstes Laminat einer Stärke von 0,2 mm. Die Vorteile von CPL-Laminat? Der zweifellos größte Vorteil ist die Beständigkeit gegen mechanische Beschädigung. Zudem wird Sie sicher freuen, dass sich die Oberfläche leicht reinigen lässt (und zwar auch mit Desinfektionsmitteln). Dank seiner Eigenschaften ist CPL-Laminat für Familien mit Kindern oder Haustieren geeignet.

## STANDARD

Für weniger anspruchsvolle Kunden haben wir in der Kategorie Standard eine Auswahl von Laminatdekors in den Grundfarben und mehreren Holzdekors.



smooth white (CB7)



pearl white (CBE)



white porous (CBO)



grey (CSE)



beech (CK7)



oak (CD7)



walnut (CSO)



wenge (CSW)

## KOMFORT

Trendy barvy, reprodukce zajímavých materiálů a velký výběr dřevních dekorů s 3D strukturou od společnosti Egger. Povrchy se Vám budou dobře kombinovat s oblíbenými podlahami či nábytkem na trhu.



black graphite U961 (C61)

grey U788 (C88)

beige oak (CDE)

Halifax natural oak (CSG)

grey oak (CSU)



ash (CSJ)

Lugano ash (CJL)

white concrete (CBB)

grey concrete (CBS)

## PREMIUM

Prémiové lamináty nejvyšší kvality s 3D strukturou. Jedná se o zcela exkluzivní dekory, které vznikly v naší designové laboratoři. Nebojte se odlišit.



NEW

Fragment white (CFB)

white pine (CH7)

white pine (CH7) horizontal

knotted oak (CDU)

knotted oak (CDU) horizontal




Arctic white oak (CDA)

Scandinavian oak (CSN)

Sherwood oak (CDS)

winter oak (CDZ)

winter oak (CDZ) horizontal



NEW

NEW

ash stained brown (CJM)

royal black walnut (COK)

# HPL (high pressure laminate)

At 0.8 mm thick, this laminate is highly resistant to mechanical damage. It's also very easy to keep clean and is not harmed by disinfectants, even those commonly used in healthcare facilities. The characteristics of HPL make it an ideal choice for high-traffic settings such as schools, hospitals, and supermarkets, but it's also an attractive option for residential interiors.

## HPL Design


A selection of attractive faux materials.




lava rock  
(POL P 120-ROCHE)



metal rust  
(POL R 049-ROCHE)



concrete  
(POL T 066-ROCHE)



slate  
(POL S 049-ROCHE)

## HPL Feel Nature

Modern laminate with 3D texture that precisely imitates real wood grain. Indistinguishable from natural material.



Gladstone white  
oak  
(H3335-ST28)




Halifax glazed  
black oak  
(H3178-ST37)




Sherman cognac  
brown oak  
(H1344-ST32)

# HPL Antifinger matte

We offer an exclusive and functional laminate in a deep matte finish. Say goodbye to smudges and fingerprints on doors.



premium white  
(W1000-PM)



alpine white (W1100-  
PM) nebo (W1101-  
PT) s probarveným  
jádrem



cashmere grey  
(U702-PM)



dust grey  
(U732-PM)




graphite grey  
(U961-PM)



black (U999-PM)  
nebo (U9991-PT)  
s probarveným  
jádrem

## HPL High gloss

An immaculate glossy surface made of durable laminate.



premium white  
(W1001-PG) with  
colour core



cashmere grey  
(U702-PG)



dust grey  
(U732-PG)




graphite grey  
(U961-PG)



black (U999-PG)

## Start

Do you know Start? It's an affordable material in white with a selection of basic wood decors combining UV technology on doors and film on doorframes. The key advantage of Start is its attractive price.



white (BUV)



oak (TD7)



walnut (TOR)



beech (TK7)

## Cardboard

Cardboard is a special surface intended for further finishing with paint, wallpaper, or stucco cement. Ideal for concealed doorframes.



cardboard (PKA)

**SAPPELI**  
**Pávovská 3104/15a**  
**586 01 Jihlava**

This catalogue is valid from 01 May 2023 until publication of a new catalogue. All rights reserved. Use or publication of any part of this catalogue in paper or electronic form, including the texts, photographs, illustrations, and diagrams contained within it, is strictly prohibited without the express written consent of SAPPELI, a.s.

SAPPELI, a.s. reserves the right to make changes to products without prior notice.

This catalogue is published for informative and illustrative purposes only.

[WWW.SAPPELI.EU](http://WWW.SAPPELI.EU)